

**ORDER SETTING THE 2018 PROPERTY TAX RATE  
FOR CLAY COUNTY, TEXAS**

Whereas, the Clay County Commissioners' Court has voted to set the tax revenue levy for Tax Year FY2019 in order to provide Funds with which to meet the Budget requirements of the County, and to pay the expenses necessarily incurred in connection with the Services provided by the County to Clay County Residents: therefore, **BE IT ORDERED BY THE COMMISSIONERS' COURT ON September 10, 2018:**


That the levy for Tax Year FY2019 is an ad valorem tax of \$ 0.72500 per \$100 assessed valuation on all taxable property within the County.

This tax rate is hereby adopted in the following components:


General Funds M & O	\$0.56381
Road & Bridge Funds	\$0.16119
2018 Total Ad Valorem Tax Rate	\$0.72500


**THIS RATE WILL RAISE MORE TAX REVENUE FOR MAINTENANCE AND OPERATIONS SERVICE THAN LAST YEAR'S TAX RATE.**


**Court Members Voting Aye:**

  
\_\_\_\_\_  
Judge Kenneth Liggett

  
\_\_\_\_\_  
Commissioner Richard Lowery

  
\_\_\_\_\_  
Commissioner Johnny Gee

  
\_\_\_\_\_  
Commissioner John McGregor


  
\_\_\_\_\_  
Commissioner Richard Keen

**Court Members Voting Nay:**

\_\_\_\_\_  
Judge Kenneth Liggett


\_\_\_\_\_  
Commissioner Richard Lowery

\_\_\_\_\_  
Commissioner Johnny Gee

  
\_\_\_\_\_  
Commissioner John McGregor

\_\_\_\_\_  
Commissioner Richard Keen

ATTEST:

  
\_\_\_\_\_



# NOTICE OF 2018 TAX YEAR PROPOSED PROPERTY TAX RATE FOR CLAY COUNTY

A tax rate of \$ 0.725000 per \$100 valuation has been proposed by the governing body of  
CLAY COUNTY.

PROPOSED TAX RATE	\$ <u>0.725000</u> per \$100
PRECEDING YEAR'S TAX RATE	\$ <u>0.725000</u> per \$100
EFFECTIVE TAX RATE	\$ <u>0.704730</u> per \$100

The effective tax rate is the total tax rate needed to raise the same amount of property tax revenue for  
CLAY COUNTY from the same properties in both the 2017  
tax year and the 2018 tax year.

YOUR TAXES OWED UNDER ANY OF THE ABOVE RATES CAN BE CALCULATED AS FOLLOWS:

$$\text{property tax amount} = (\text{rate}) \times (\text{taxable value of your property}) / 100$$

For assistance or detailed information about tax calculations, please contact:

CLAY CAD CA GARY L ZEITLER

CLAY COUNTY tax assessor-collector

101 E OMEGA HENRIETTA, TEXAS 76365

940-538-4311

CLAYCAD@GMAIL.COM

WWW.CLAYCAD.ORG

# COUNTY of CLAY, TEXAS

Clay County Courthouse Annex

214 North Main Street

Henrietta, Texas 76365

This budget will raise more revenue from property taxes than last year's budget by an amount of \$167,620 which is a 3.08% increase from last year's budget. The property tax revenue to be raised from new property added to the tax roll this year is \$11,239


## Property Tax Rate Comparison

	2018-2019	2017-2018
Property Tax Rate:	\$0.725000/100	\$0.725000/100
Effective Tax Rate:	\$0.704730/100	\$0.657817/100
Effective M&O Tax Rate:	\$0.704730/100	\$0.671339/100
Rollback Tax Rate:	\$0.761108/100	\$0.725046/100
Debt Rate:	\$0.000000/100	\$0.000000/100

Total debt obligation for Clay County secured by property taxes: \$ see attached


## The members of the governing body voted on the budget as follow:

Court Members Voting Aye:

  
\_\_\_\_\_  
Judge Kenneth Liggett

  
\_\_\_\_\_  
Commissioner Richard Lowery

  
\_\_\_\_\_  
Commissioner Johnny Gee

  
\_\_\_\_\_  
Commissioner John McGregor

  
\_\_\_\_\_  
Commissioner Richard Keen

Court Members Voting Nay:

\_\_\_\_\_  
Judge Kenneth Liggett


\_\_\_\_\_  
Commissioner Richard Lowery


\_\_\_\_\_  
Commissioner Johnny Gee

\_\_\_\_\_  
Commissioner John McGregor

\_\_\_\_\_  
Commissioner Richard Keen

ATTEST:

  
\_\_\_\_\_  
Clay County Clerk Sasha Kelton



BUDGET CERTIFICATE

Budget of CLAY County, Texas. Budget Year from October 1, 2018 To September 30, 2019.

Henrietta, Texas.

THE STATE OF TEXAS }  
  }  
COUNTY OF CLAY        }

We, Kenneth Liggett, County Judge; Sasha Kelton, County Clerk; Regina Blevins, County Auditor; and Danja Bloodworth, County Treasurer CLAY County,

Texas, do hereby certify that the attached budget is a true and correct copy of the budget of CLAY County, Texas, as passed and approved by the Commissioners'

Court of said county on the 10<sup>th</sup> day of September, 2018, as the same appears on file in the office of the County Clerk of said County.

*Kenneth Liggett*  
\_\_\_\_\_

Kenneth Liggett, County Judge

*Sasha Kelton*  
\_\_\_\_\_

Sasha Kelton, County Clerk


*Regina Blevins*  
\_\_\_\_\_

Regina Blevins, County Auditor

*Danja Bloodworth*  
\_\_\_\_\_

Danja Bloodworth, County Treasurer

SUBSCRIBED AND SWORN TO before me, the undersigned authority, this 10<sup>th</sup> day of September, 2018.  
*Jessica Halter*  
\_\_\_\_\_  
Notary Signature





Clay County Clerk Sasha Kelton

**Kenneth Liggett, County Judge  
CLAY COUNTY, TEXAS**

**Clay County Courthouse Annex  
214 North Main Street  
Henrietta, Texas 76365**

**Office 940 538-4651**

**Fax 940 538-5597**

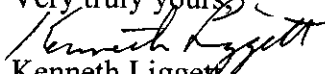
September 10, 2018

To: Elected Officials and Office Personnel  
From: Clay County Budget Officer- Kenneth Liggett

Ref: FY2019 Approved Budget Expenditures

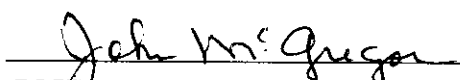
I would like to thank each office for their cooperation with this year's budgeting process and if you have any questions or need any further information about your enclosed budget expenditures, please contact me.

Very truly yours,

  
Kenneth Liggett  
County Judge

  
RICHARD LOWERY-COMM. PCT. 1

  
JOHNNY GEE-COMM. PCT.2

  
JOHN MCGREGOR-COMM. PCT.3

  
RICHARD KEEN-COMM. PCT.4

## GENERAL FUND UNRESERVED FUND BALANCE POLICY

SEPTEMBER 10, 2018

It is essential that governments maintain adequate levels of fund balance to mitigate current and future risks (e.g., revenue shortfalls and unanticipated expenditures) and to ensure stable tax rates. Fund balance levels are a crucial consideration, too in long-term financial planning. In most cases, discussions of fund balances will properly focus on a government's **general fund**.

Credit rating agencies carefully monitor levels of fund balance and unreserved fund balance in a government's general fund to evaluate a government's continued creditworthiness. Likewise, laws and regulations often govern appropriate levels of fund balance and unreserved fund balance for state and local governments.

### I. POLICY

Clay County will maintain General Fund unreserved fund balances at a level adequate to provide for unanticipated expenditures of a nonrecurring nature and to meet unexpected increases in service delivery costs. The target level for General Fund unreserved fund balance will be 20% of budgeted General Fund expenditures.

### II PROCEDURES

1. A goal of each year's budgeting process will be to adopt a budget that maintains compliance with the stated General Fund unreserved fund balance policy.
2. Specific County financial conditions, economic conditions, or special initiatives may be considered reasons for temporary non-compliance with this policy.
3. In the event of either planned or unplanned non-compliance, it is the County's intention to take action during the annual budget process to reach compliance within 2 annual budget cycles.
4. Actions in the budget process available to increase the unreserved General Fund balance may include increasing taxes, decreasing spending in specific areas, dedicating one-time revenues to fund reserves or making transfers of excess fund balance from other funds.
5. In the event that the level of unreserved General Fund balance is judged to be in excess of the amount required by this policy, amounts over that required may be used to fund one-time, non-recurring expenditures such as acquisition of capital items. Excess fund balances will not be used to fund recurring operating expenditures.

# CLAY COUNTY BUDGET

## CALCULATION OF TAX RATES BY FUNDS

CERTIFIED VALUATION	\$773,065,316.00	
ROAD & BRIDGE	0.0016119	\$1,246,103.98
GENERAL M&O	0.0056381	\$4,358,619.56
TOTAL TAX RATE AND TAX REVENUES	0.00725	\$5,604,723.54

98% COLLECTION RATE

## BREAKDOWN OF PRECINCT FUNDS

PCT. 1	21.78%	\$265,973.42
PCT. 2	17.62%	\$215,172.25
PCT. 3	29.52%	\$360,492.90
PCT. 4	21.08%	\$379,543.33
TOTAL PRECINCT TAX REVENUES		\$1,221,181.90
TOTAL GENERAL COLLECTIONS AT 98%		\$4,271,447.17



BUDGET BY FUNDS	FISCAL YEAR 2019 PROPOSED	FISCAL YEAR 2018 PROPOSED	FISCAL YEAR 2017 ACTUAL	FISCAL YEAR 2016 ACTUAL	FISCAL YEAR 2015 ACTUAL	FISCAL YEAR 2014 ACTUAL	FISCAL YEAR 2013 ACTUAL
<b>GENERAL FUND--RECEIPTS</b>							
CURRENT AD VALOREM TAXES	\$4,271,447.00	\$4,143,701.41	\$3,774,982.89	\$3,614,064.79	\$3,606,739.24	\$3,537,749.75	\$3,511,378.95
DELINQUENT AD VALOREM TAXES	\$50,000.00	\$50,000.00	\$72,454.32	\$51,589.60	\$70,481.70	\$78,859.38	\$58,002.73
AUTO REGISTRATION	\$160,000.00	\$160,000.00	\$139,573.71	\$154,733.80	\$168,186.95	\$152,871.73	\$123,482.93
FEMA EMERGENCY FUND GRANTS	\$0.00	\$0.00	\$0.00	\$0.00	\$0.00	\$0.00	\$0.00
EMERGENCY MANAGEMENT GRANTS RECEIVABLES	\$10,000.00	\$10,000.00	\$50,805.22	\$8,038.32	\$31,020.02	\$25,850.02	\$21,541.69
GRANT RECEIVABLES	\$25,000.00	\$25,000.00	\$253,623.30	\$917,723.00	\$70,038.25	\$102,162.90	\$169,270.26
RURAL ADDRESSING	\$0.00	\$0.00	\$0.00	\$0.00	\$0.00	\$0.00	\$0.00
OSSF PERMIT RECEIVABLES	\$10,000.00	\$8,000.00	\$9,820.00	\$8,600.00	\$10,290.00	\$7,880.00	\$7,430.00
OSSF RECORDING FEE	\$500.00	\$500.00	\$860.00	\$780.00	\$990.00	\$720.00	\$630.00
OSSF EDUCATION FEE	\$500.00	\$500.00	\$960.00	\$780.00	\$890.00	\$720.00	\$630.00
JP COURT DISMISSAL FEES	\$500.00	\$500.00	\$284.00	\$188.00	\$459.67	\$766.71	\$750.00
COMM/QT. ST. CT. COST ALL	\$27,000.00	\$25,000.00	\$29,383.99	\$22,755.90	\$20,717.54	\$26,487.82	\$32,853.98
TAX CERTIFICATE FEES	\$1,250.00	\$1,250.00	\$1,771.29	\$3,060.91	\$1,831.35	\$1,839.65	\$1,242.27
CONSTABLE FEES	\$5,000.00	\$3,500.00	\$6,025.00	\$4,650.00	\$5,655.00	\$4,580.00	\$3,600.00
TAX ESCROW FEES	\$500.00	\$500.00	\$273.58	\$388.24	\$800.99	\$797.00	\$1,571.27
COUNTY CLERK FEES	\$80,000.00	\$90,000.00	\$82,568.45	\$85,462.42	\$102,615.59	\$101,367.39	\$88,277.45
DISTRICT CLERK FEES	\$20,000.00	\$18,000.00	\$21,984.59	\$24,885.00	\$21,776.83	\$22,276.16	\$19,744.72
JP FEES AND FINES	\$170,000.00	\$160,000.00	\$164,881.22	\$139,874.46	\$141,681.03	\$182,860.12	\$242,024.79
SHERIFF FEES	\$8,000.00	\$7,000.00	\$11,057.00	\$5,993.00	\$6,214.08	\$1,224.85	\$2,640.00
ST FEES/MIXED BEVERAGE	\$0.00	\$0.00	\$678.30	\$662.05	\$449.61	\$0.00	\$0.00
JP COURT/DSZ'S FEES	\$1,000.00	\$1,000.00	\$1,710.00	\$1,540.00	\$870.19	\$1,445.81	\$1,410.00
OTHER FEES	\$0.00	\$0.00	\$0.00	\$0.00	\$120.00	\$0.00	\$664.00
RETURN CHECK FEES	\$0.00	\$0.00	\$30.00	\$0.00	\$30.00	\$30.00	\$0.00
JP COURT DEFERRED ADJ. FEES	\$40,000.00	\$35,000.00	\$46,522.58	\$28,924.24	\$29,275.15	\$34,443.55	\$42,591.61
JP CIVIL FEES	\$2,000.00	\$1,000.00	\$1,650.00	\$1,400.00	\$975.00	\$1,300.00	\$1,475.00
SUBDIVISION FEES	\$0.00	\$0.00	\$0.00	\$0.00	\$0.00	\$0.00	\$0.00
FAX FEES REIMBURSED	\$0.00	\$0.00	\$0.00	\$0.00	\$0.00	\$0.00	\$0.00
COUNTY CLERK ATTORNEY FEES REIMBURSED	\$1,000.00	\$1,000.00	\$0.00	\$0.00	\$0.00	\$0.00	\$0.00
DISTRICT CLERK ATTORNEY FEES REIMBURSED	\$5,000.00	\$2,500.00	\$5,810.57	\$6,501.40	\$2,884.93	\$4,664.06	\$2,620.65
JUROR FINES/FAILURE TO APPEAR	\$0.00	\$0.00	\$0.00	\$0.00	\$0.00	\$0.00	\$0.00
INTEREST INCOME	\$20,000.00	\$20,000.00	\$12,431.74	\$588.66	\$655.55	\$4,961.25	\$29,528.89
HOUSING STATE PRISONERS	\$0.00	\$0.00	\$0.00	\$0.00	\$0.00	\$0.00	\$0.00
HOUSING OTHER COUNTY PRISONERS	\$0.00	\$0.00	\$0.00	\$0.00	\$0.00	\$0.00	\$0.00
CO. JUDGE SALARY SUPPLEMENT/EXCESS FEES	\$0.00	\$0.00	\$161.54	\$364.66	\$223.71	\$597.93	\$0.00
STATE SUPPLEMENT/COUNTY JUDGE	\$25,200.00	\$25,200.00	\$25,200.00	\$25,200.00	\$17,123.84	\$15,000.00	\$15,000.00
REIMB./MONTAGUE-ARCHER CC INSURANCE	\$0.00	\$0.00	\$3,417.35	\$0.00	\$8,255.35	\$7,798.28	\$7,365.11
STATE SUPPLEMENT/COUNTY ATTORNEY	\$23,333.00	\$23,333.00	\$23,333.00	\$23,333.00	\$23,333.00	\$23,333.00	\$20,833.33
VOTING MACHINE INCOME	\$1,500.00	\$1,500.00	\$610.00	\$6,285.00	\$900.00	\$4,015.00	\$2,485.00
MISCELLANEOUS INCOME	\$8,000.00	\$8,000.00	\$10,797.72	\$15,832.05	\$8,330.51	\$43,520.40	\$6,031.62
MISCELLANEOUS REIMBURSEMENTS	\$50,000.00	\$50,000.00	\$80,661.28	\$66,373.18	\$27,310.94	\$24,789.74	\$27,242.22
MONTAGUE COUNTY PROBATION REIMBURSEMENT	\$0.00	\$0.00	\$1,131.19	\$0.00	\$543.09	\$418.87	\$574.18
RENT-SOIL CONSERVATION	\$21,958.20	\$21,958.20	\$21,958.20	\$21,958.20	\$21,884.20	\$21,958.20	\$21,958.20
ACCIDENT AND OFFENSE REPORTS	\$50.00	\$50.00	\$214.75	\$172.03	\$234.29	\$102.09	\$109.30
SALE OF PROPERTY OR EQUIPMENT(sheriff vehicles)	\$40,000.00	\$40,000.00	\$52,723.14	\$23,346.88	\$26,547.30	\$6,500.00	\$0.00
CITY OF HENRIETTA/SHARE EXPENSES	\$300,000.00	\$270,000.00	\$296,720.63	\$279,826.59	\$282,149.94	\$273,385.77	\$274,493.51
CITY OF HENRIETTA/MILEAGE	\$30,000.00	\$32,000.00	\$26,396.43	\$38,888.67	\$22,183.63	\$36,433.34	\$32,102.16
SALE OF ESTRAY	\$0.00	\$0.00	\$5,866.22	\$430.00	\$9,300.00	\$0.00	\$0.00
RECEIPTS/COBRA INSURANCE	\$0.00	\$0.00	\$0.00	\$0.00	\$0.00	\$0.00	\$0.00
PAYMENT IN LUE OF TAXES(WINDFARM)	\$605,000.00	\$288,000.00	\$210,750.00	\$0.00	\$0.00	\$0.00	\$0.00
ECONOMIC DEVELOPMENT	\$1,607.17	\$1,607.00	\$0.00	\$0.00	\$0.00	\$0.00	\$0.00
<b>TOTAL RECEIPTS*****</b>	<b>\$6,925,345.37</b>	<b>\$6,525,599.61</b>	<b>\$6,460,183.18</b>	<b>\$6,585,174.05</b>	<b>\$6,744,092.47</b>	<b>\$6,753,718.87</b>	<b>\$6,771,555.82</b>
BEGINNING BALANCE - CASH	\$300,000.00	\$1,200,000.00	\$322,000.00	\$285,571.02	\$419,818.21	\$378,166.09	\$423,712.22
BEGINNING BALANCE - C.D.INVESTMENTS	\$1,500,000.00	\$0.00	\$1,250,000.00	\$2,000,605.55	\$2,255,016.85	\$2,600,683.20	\$2,337,502.55
<b>TOTAL RESOURCES*****</b>	<b>\$7,725,345.37</b>	<b>\$6,725,599.61</b>	<b>\$7,022,183.18</b>	<b>\$7,871,350.62</b>	<b>\$7,418,927.53</b>	<b>\$7,730,568.16</b>	<b>\$7,532,770.59</b>
ADD TRANSFERS FROM OTHER FUNDS	\$0.00	\$0.00	\$0.00	\$0.00	\$0.00	\$24,577.80	\$275,000.00
DEDUCT TRANSFERS TO OTHER FUNDS	\$340,077.50	\$340,077.50	\$240,077.50	-\$390,058.14	-\$340,060.44	-\$340,095.68	-\$315,147.28
<b>TOTAL AVAILABLE RESOURCES*****</b>	<b>\$7,385,267.87</b>	<b>\$6,385,522.11</b>	<b>\$6,782,105.68</b>	<b>\$7,481,292.48</b>	<b>\$7,078,867.09</b>	<b>\$7,415,050.28</b>	<b>\$7,492,623.31</b>
<b>GENERAL FUND EXPENDITURES</b>							
	FISCAL YEAR 2019 PROPOSED	FISCAL YEAR 2018 PROPOSED	FISCAL YEAR 2017 PROPOSED	FISCAL YEAR 2016 ACTUAL	FISCAL YEAR 2015 ACTUAL	FISCAL YEAR 2014 ACTUAL	FISCAL YEAR 2013 ACTUAL

## COMMISSIONER'S CT.-EXPENSES\*\*\*\*\*

C & I SECURITY MAINT/MONITORING	\$3,000.00	\$3,000.00	\$1,268.00	\$1,361.00	\$3,039.00	\$2,600.00	\$1,706.00
MISCELLANEOUS	\$4,000.00	\$4,000.00	\$3,935.19	\$3,861.40	\$3,726.59	\$3,369.44	\$3,115.64
OFFICE SUPPLIES & LEGALS	\$1,500.00	\$1,500.00	\$1,447.48	\$1,384.66	\$2,383.47	\$3,231.42	\$3,241.83
BOOKS & UPDATES	\$0.00	\$0.00	\$0.00	\$0.00	\$0.00	\$0.00	\$0.00
<b>TOTAL COMMISSIONER'S CT. EXPENSES</b>	<b>\$8,500.00</b>	<b>\$8,500.00</b>	<b>\$6,650.67</b>	<b>\$6,607.06</b>	<b>\$9,151.06</b>	<b>\$9,200.86</b>	<b>\$8,063.47</b>
<b>ELECTION ADMIN*****</b>							
SALARY	\$42,000.00						
ELECTION JUDGES	\$25,000.00						
LONGEVITY	\$0.00						
FICA MATCH	\$4,187.50						
MEDICARE	\$375.00						
TCDRS	\$7,370.00						
HOSPITAL & LIFE	\$14,158.00						
MISCELLANEOUS BONDS & DUES	\$500.00						
MISCELLANEOUS TRAVEL & SCHOOLING	\$2,000.00						
ELECTION EXPENSES	\$55,000.00						
OFFICE SUPPLIES	\$1,000.00						
VOTING MACHINE & SOFTWARE EXPENSES	\$50,000.00						
MISC. HAVA							
TRAINING HAVA							
VOTERS REGISTRATION	\$1,750.00						

<b>TOTAL ELECTION ADMIN EXPENSES</b>	<b>\$203,340.50</b>							
<b>CONSTABLE--EXPENSES*****</b>								
SALARY	\$49,875.00	\$47,500.08	\$47,500.08	\$47,500.00	\$46,500.00	\$45,500.04	\$44,000.04	
LONGEVITY PAY	\$550.00	\$500.00	\$250.00	\$200.00	\$150.00	\$100.00	\$1,150.00	
FICA MATCH	\$3,675.58	\$3,525.01	\$3,465.41	\$3,374.96	\$3,128.53	\$2,731.22	\$2,716.41	
MEDICARE MATCH	\$882.98	\$846.00	\$810.49	\$789.34	\$731.65	\$638.77	\$635.28	
TCDRS COUNTY MATCH	\$6,470.75	\$6,204.01	\$6,176.56	\$6,171.03	\$5,725.50	\$5,015.96	\$4,966.46	
HOSP., & LIFE INSURANCE	\$14,158.00	\$13,765.00	\$3,577.06	\$11,890.74	\$11,510.78	\$10,873.16	\$9,415.67	
CAR ALLOWANCE	\$8,400.00	\$8,400.00	\$8,399.98	\$8,400.00	\$7,200.00	\$7,200.00	\$7,200.00	
REPAIRS & REPLACEMENT	\$0.00	\$0.00	\$0.00	\$0.00	\$0.00	\$0.00	\$0.00	
MISCELLANEOUS, BONDS & DUES	\$500.00	\$400.00	\$676.50	\$216.00	\$256.00	\$185.00	\$322.50	
MISCELLANEOUS, TRAVEL & SCHOOLING	\$1,100.00	\$900.00	\$0.00	\$0.00	\$150.00	\$1,161.15	\$558.03	
OFFICE SUPPLIES	\$700.00	\$1,000.00	\$839.12	\$42.70	\$79.06	\$164.28	\$533.38	
EQUIPMENT & FURNITURE	\$0.00	\$0.00	\$0.00	\$0.00	\$300.00	\$0.00	\$149.99	
UNIFORM	\$300.00	\$300.00	\$281.50	\$202.86	\$0.00	\$182.29	\$0.00	
LEASE EQUIPMENT	\$1,400.00	\$1,100.00	\$0.00	\$0.00	\$0.00	\$0.00	\$0.00	
COMPUTER & SOFTWARE	\$1,500.00	\$1,800.00	\$0.00	\$0.00	\$0.00	\$0.00	\$0.00	
<b>TOTAL CONSTABLE EXPENSES</b>	<b>\$89,511.69</b>	<b>\$86,240.10</b>	<b>\$71,976.70</b>	<b>\$78,787.63</b>	<b>\$75,731.52</b>	<b>\$73,761.87</b>	<b>\$71,647.76</b>	

## COUNTY EXTENSION AGENTS\*\*\*\*\*

SECRETARY SALARY	\$42,000.00	\$40,000.08	\$40,000.08	\$40,000.00	\$39,000.00	\$38,000.04	\$36,500.04
COUNTY EXT. AGENTS SALARY	\$30,108.72	\$28,674.72	\$28,674.72	\$27,478.27	\$24,565.38	\$27,514.56	\$26,674.56
LONGEVITY PAY	\$650.00	\$600.00	\$550.00	\$500.00	\$450.00	\$400.00	\$350.00
FICA MATCH	\$4,547.42	\$4,329.68	\$4,261.93	\$4,182.83	\$3,937.21	\$4,058.24	\$3,911.20
MEDICARE MATCH	\$1,091.38	\$1,039.12	\$996.60	\$978.11	\$920.72	\$948.58	\$914.81
TCDRS COUNTY MATCH	\$4,691.50	\$4,466.01	\$4,460.54	\$4,455.03	\$4,339.50	\$4,223.96	\$4,053.46
HOSP., & LIFE INSURANCE	\$14,158.00	\$13,765.00	\$12,353.84	\$11,890.74	\$11,510.78	\$10,873.16	\$10,274.32
EXT. AGENT CAR ALLOWANC	\$0.00	\$0.00	\$0.00	\$0.00	\$0.00	\$0.00	\$0.00
FAMILY AND LIFE SCIENCE CAR ALLOWANCE	\$0.00	\$0.00	\$0.00	\$0.00	\$0.00	\$0.00	\$0.00
COMPUTER MAINTENANCE & PROGRAMS	\$1,000.00	\$1,000.00	\$0.00	\$0.00	\$0.00	\$0.00	\$0.00
REPAIRS & REPLACEMENTS	\$0.00	\$0.00	\$0.00	\$710.00	\$0.00	\$800.00	\$850.00
TRAVEL & SCHOOLING/ EXT. AGENT/F&L SCIENCE	\$12,000.00	\$12,000.00	\$10,500.41	\$0.00	\$90.82	\$35.00	\$0.00
COPIER SUPPLIES	\$250.00	\$250.00	\$200.98	\$11,278.27	\$9,379.88	\$12,345.02	\$12,360.52
EDUCATIONAL SUPPLIES	\$1,000.00	\$1,000.00	\$419.14	\$173.84	\$249.42	\$250.00	\$250.00
OFFICE SUPPLIES	\$1,000.00	\$1,000.00	\$679.50	\$588.01	\$921.83	\$732.60	\$463.11
BUILDING RENTALS	\$1,000.00	\$1,000.00	\$0.00	\$662.00	\$1,041.00	\$940.83	\$993.41
				\$100.00	\$0.00		
<b>TOTAL COUNTY EXTENSION AGENT EXPENSES</b>	<b>\$113,497.02</b>	<b>\$109,124.61</b>	<b>\$103,097.74</b>	<b>\$102,997.10</b>	<b>\$96,406.54</b>	<b>\$101,119.99</b>	<b>\$97,595.43</b>

## COUNTY TAX ASSESSOR-COLLECTOR\*\*\*\*\*

SALARY	\$49,875.00	\$47,500.08	\$47,500.08	\$47,500.00	\$46,500.00	\$45,500.04	\$44,000.04
DEPUTY ONE SALARY	\$43,050.00	\$41,000.04	\$41,000.04	\$41,000.08	\$40,000.08	\$39,000.00	\$38,016.19
DEPUTY TWO SALARY	\$42,000.00	\$40,000.08	\$40,000.08	\$40,000.00	\$39,000.00	\$38,000.04	\$33,466.77
LONGEVITY PAY	\$1,500.00	\$1,350.00	\$1,150.00	\$1,000.00	\$850.00	\$700.00	\$1,850.00
FICA MATCH	\$8,526.56	\$8,115.64	\$7,946.45	\$7,966.03	\$7,786.20	\$7,604.16	\$7,303.45
MEDICARE MATCH	\$2,046.38	\$1,947.75	\$1,858.47	\$1,863.00	\$1,820.99	\$1,778.41	\$1,708.09
TCDRS COUNTY MATCH	\$15,006.75	\$14,283.52	\$14,261.54	\$14,245.03	\$13,898.54	\$13,551.92	\$12,994.55
HOSP. & LIFE INSURANCE	\$42,474.00	\$41,295.00	\$37,061.52	\$35,672.22	\$34,532.34	\$32,819.48	\$27,395.86
REPAIRS & REPLACEMENTS	\$0.00	\$0.00	\$0.00	\$0.00	\$0.00	\$0.00	\$0.00
MISCELLANEOUS, BONDS & DUES	\$3,385.00	\$3,385.00	\$3,635.00	\$85.00	\$0.00	\$85.00	\$3,635.00
MISCELLANEOUS, TRAVEL & SCHOOLING	\$2,400.00	\$2,400.00	\$1,874.86	\$2,382.94	\$1,658.06	\$1,116.53	\$1,758.59
VOTER REGISTRATION	\$0.00	\$1,750.00	\$360.00	\$1,261.64	\$1,309.30	\$1,582.80	\$90.00
OFFICE SUPPLIES	\$1,200.00	\$1,200.00	\$674.89	\$1,548.27	\$787.21	\$896.80	\$751.10
COMPUTER MAINTENANCE & PROGRAMS	\$0.00	\$0.00	\$0.00	\$0.00	\$600.00	\$75.00	\$0.00
EQUIPMENT & FURNITURE	\$0.00	\$0.00	\$0.00	\$0.00	\$0.00	\$0.00	\$0.00
<b>TOTAL COUNTY TAX ASSESSOR-COLLECTOR</b>	<b>\$211,463.69</b>	<b>\$204,227.11</b>	<b>\$197,322.93</b>	<b>\$194,534.21</b>	<b>\$188,742.72</b>	<b>\$182,510.18</b>	<b>\$173,769.64</b>

## COUNTY ATTORNEY\*\*\*\*\*

SALARY	\$49,875.00	\$47,500.08	\$47,500.08	\$47,500.00	\$46,500.00	\$45,500.04	\$44,000.04
SECRETARY SALARY	\$42,000.00	\$40,000.08	\$40,000.08	\$40,000.00	\$39,000.00	\$38,000.04	\$36,500.04
STATE SALARY SUPPLEMENT	\$23,333.00	\$23,333.00	\$23,333.00	\$23,333.00	\$23,333.00	\$23,333.33	\$21,041.64
LONGEVITY PAY	\$700.00	\$600.00	\$500.00	\$400.00	\$300.00	\$200.00	\$100.00
FICA MATCH	\$7,244.25	\$6,964.57	\$6,841.24	\$6,835.02	\$6,704.76	\$6,584.84	\$6,301.72
MEDICARE MATCH	\$1,738.62	\$1,671.50	\$1,599.90	\$1,598.44	\$1,568.07	\$1,540.08	\$1,473.76
TCDRS COUNTY MATCH	\$12,749.88	\$12,257.65	\$12,246.64	\$12,235.62	\$12,004.67	\$11,773.60	\$11,180.57
HOSP. & LIFE INSURANCE	\$26,316.00	\$27,530.00	\$24,707.68	\$23,781.48	\$23,021.56	\$21,746.32	\$20,548.64
MISCELLANEOUS, BONDS & DUES	\$300.00	\$300.00	\$177.50	\$125.00	\$125.00	\$176.32	\$252.50
MISCELLANEOUS, TRAVEL & SCHOOLING	\$2,000.00	\$2,000.00	\$0.00	\$0.00	\$0.00	\$0.00	\$0.00
OFFICE SUPPLIES	\$2,000.00	\$2,000.00	\$760.58	\$298.67	\$608.88	\$1,081.33	\$249.19
COMPUTER MAINTENANCE & PROGRAMS	\$3,500.00	\$3,500.00	\$1,560.00	\$1,780.00	\$1,970.00	\$2,887.50	\$2,003.63
EQUIPMENT & FURNITURE	\$0.00	\$0.00	\$0.00	\$0.00	\$0.00	\$0.00	\$0.00
<b>TOTAL COUNTY ATTORNEY</b>	<b>\$173,756.75</b>	<b>\$167,656.88</b>	<b>\$159,226.70</b>	<b>\$157,887.23</b>	<b>\$155,135.94</b>	<b>\$152,823.40</b>	<b>\$143,651.73</b>

## COUNTY CLERK\*\*\*\*\*

SALARY	\$49,875.00	\$47,500.08	\$47,500.08	\$47,500.00	\$46,500.00	\$45,500.04	\$44,000.04
FIRST (1ST) ASSISTANT/MULTITASK	\$45,150.00	\$43,000.08	\$43,000.08	\$43,000.00	\$42,000.00	\$41,000.04	\$39,500.04
DEPUTY TWO SALARY	\$0.00	\$40,000.08	\$40,000.08	\$40,000.00	\$39,000.00	\$38,000.04	\$36,500.04
TEMPORARY RELIEF CLERK	\$10,000.00	\$0.00	\$0.00	\$0.00	\$0.00	\$0.00	\$0.00
ELECTION JUDGES	\$0.00	\$25,000.00	\$9,837.00	\$8,001.00	\$9,822.00	\$7,590.00	\$10,161.00
LONGEVITY PAY	\$1,200.00	\$1,400.00	\$1,250.00	\$1,100.00	\$950.00	\$800.00	\$650.00
FICA MATCH	\$10,201.56	\$9,806.27	\$8,129.43	\$7,973.30	\$8,060.59	\$7,663.70	\$7,713.76
MEDICARE MATCH	\$2,448.38	\$2,353.50	\$1,801.20	\$1,864.71	\$1,885.23	\$1,792.31	\$1,803.99
TCDRS COUNTY MATCH	\$15,204.75	\$14,509.03	\$14,492.62	\$14,476.09	\$14,129.50	\$13,782.88	\$13,271.38
HOSP. & LIFE INSURANCE	\$28,315.00	\$41,295.00	\$37,061.52	\$35,672.22	\$34,532.34	\$32,619.48	\$30,822.96
COPY MACHINE PAYMENT & MAINTENANCE	\$0.00	\$0.00	\$0.00	\$0.00	\$0.00	\$0.00	\$0.00
REPAIRS & REPLACEMENT	\$0.00	\$0.00	\$0.00	\$0.00	\$0.00	\$0.00	\$0.00
MISCELLANEOUS, BONDS & DUES	\$600.00	\$600.00	\$175.00	\$645.00	\$0.00	\$0.00	\$0.00
MISCELLANEOUS, TRAVEL & SCHOOLING	\$3,000.00	\$3,000.00	\$2,985.98	\$3,086.28	\$2,947.29	\$1,982.63	\$2,005.73
ELECTION EXPENSES	\$0.00	\$55,500.00	\$24,001.80	\$5,238.93	\$32,719.45	\$20,678.40	\$27,282.46
OFFICE & COPY MACHINE SUPPLIES	\$2,000.00	\$2,000.00	\$1,249.63	\$1,102.96	\$2,076.47	\$1,203.95	\$1,108.69
COMPUTER MAINTENANCE & PROGRAMS	\$2,355.96	\$2,355.96	\$140.00	\$2,355.96	\$0.00	\$310.00	\$812.73
VOTING MACH. & SOFTWARE EXPENSE	\$0.00	\$5,000.00	\$0.00	\$0.00	\$0.00	\$4,845.00	\$0.00
MISCELLANEOUS (HAVA)	\$0.00	\$0.00	\$0.00	\$0.00	\$0.00	\$0.00	\$0.00
TRAINING (HAVA)	\$0.00	\$0.00	\$0.00	\$0.00	\$0.00	\$0.00	\$0.00
EQUIPMENT & FURNITURE	\$0.00	\$0.00	\$0.00	\$0.00	\$0.00	\$0.00	\$0.00
<b>TOTAL COUNTY CLERK</b>	<b>\$170,351.65</b>	<b>\$293,320.00</b>	<b>\$231,724.22</b>	<b>\$212,141.45</b>	<b>\$235,220.02</b>	<b>\$217,943.47</b>	<b>\$215,762.84</b>

## COUNTY JUDGE\*\*\*\*\*

SALARY	\$50,925.00	\$48,500.04	\$48,500.04	\$48,500.08	\$47,500.08	\$46,500.00	\$45,000.00
SECRETARY SALARY	\$45,150.00	\$43,000.08	\$43,000.08	\$43,000.04	\$40,000.08	\$39,000.00	\$38,433.02
STATE SALARY SUPPLEMENT	\$25,200.00	\$25,200.00	\$25,200.00	\$25,200.00	\$17,123.40	\$15,000.00	\$15,000.00
LONGEVITY PAY	\$1,500.00	\$1,400.00	\$1,300.00	\$1,200.00	\$1,100.00	\$1,000.00	\$1,300.00
FICA MATCH	\$8,048.44	\$7,758.26	\$7,252.46	\$7,243.55	\$6,522.94	\$6,262.53	\$6,245.43
MEDICARE MATCH	\$1,831.63	\$1,861.50	\$1,696.21	\$1,694.14	\$1,525.54	\$1,464.67	\$1,460.63
CAR ALLOWANCE	\$6,000.00	\$6,000.00	\$0.00	\$0.00	\$0.00	\$0.00	\$0.00
TCDRS COUNTY MATCH	\$14,165.25	\$13,651.01	\$12,980.06	\$12,969.03	\$11,629.65	\$11,164.96	\$11,080.60
HOSP. & LIFE INSURANCE	\$28,316.00	\$27,530.00	\$24,688.24	\$23,781.48	\$23,021.56	\$21,746.32	\$19,688.89
REPAIRS & REPLACEMENT	\$0.00	\$0.00	\$0.00	\$0.00	\$0.00	\$0.00	\$0.00
MISCELLANEOUS, BONDS & DUES	\$400.00	\$400.00	\$400.00	\$200.00	\$377.50	\$200.00	\$200.00
MISCELLANEOUS, TRAVEL & SCHOOLING	\$6,000.00	\$2,000.00	\$3,638.38	\$4,480.73	\$3,340.64	\$1,433.25	\$2,499.60
COUNTY COURT JURORS	\$1,700.00	\$1,700.00	\$0.00	\$640.00	\$920.00	\$1,200.00	\$0.00
COUNTY COURT REPORTERS	\$1,000.00	\$1,000.00	\$200.00	\$650.00	\$1,110.92	\$900.00	\$489.45
COUNTY COURT APPOINTED ATTORNEYS	\$5,000.00	\$5,000.00	\$5,170.00	\$3,959.00	\$2,850.00	\$3,290.00	\$6,780.00
COUNTY COURT/MISCELLANEOUS & WITNESS	\$200.00	\$200.00	\$0.00	\$500.00	\$63.84	\$0.00	\$0.00
COMMITMENT EXPENSES	\$2,000.00	\$2,000.00	\$1,678.00	\$1,909.00	\$2,158.00	\$950.00	\$510.00
COUNTY COURT INTERPRETERS	\$500.00	\$500.00	\$25.00	\$125.00	\$195.00	\$410.00	\$535.00
SPECIAL PROSECUTOR/JUDGE	\$500.00	\$500.00	\$795.21	\$0.00	\$0.00	\$0.00	\$0.00
COUNTY COURT APPOINTED JUDGE	\$0.00	\$0.00	\$0.00	\$0.00	\$0.00	\$0.00	\$0.00
EXCESS FEES/COUNTY JUDGE SUPPLEMENT	\$1,250.00	\$2,700.00	\$1,181.74	\$31.00	\$1,446.61	\$53.45	\$0.00
JUDGES EDUCATION FUND EXPENSE	\$200.00	\$200.00	\$335.00	\$125.00	\$200.00	\$100.00	\$150.00
OFFICE SUPPLIES	\$400.00	\$400.00	\$417.63	\$334.89	\$333.43	\$544.62	\$283.62
COMPUTER MAINTENANCE & PROGRAMS	\$6,523.00	\$6,523.00	\$5,784.00	\$5,784.00	\$2,738.00	\$2,349.14	\$1,646.17
EQUIPMENT & FURNITURE	\$0.00	\$0.00	\$0.00	\$0.00	\$0.00	\$213.88	\$418.14
<b>TOTAL COUNTY JUDGE</b>	<b>\$206,909.32</b>	<b>\$198,021.89</b>	<b>\$184,242.05</b>	<b>\$182,336.94</b>	<b>\$164,158.19</b>	<b>\$153,782.82</b>	<b>\$152,931.65</b>



## COUNTY TREASURER\*\*\*\*\*

SALARY	\$49,875.00	\$47,500.08	\$47,500.08	\$47,500.00	\$46,500.00	\$45,500.04	\$44,000.04
FIRST (1ST) ASSISTANT/MULTITASK	\$45,150.00	\$43,000.08	\$40,515.16	\$43,000.00	\$42,000.00	\$41,000.04	\$39,500.04
LONGEVITY PAY	\$800.00	\$700.00	\$2,000.00	\$1,900.00	\$1,800.00	\$1,700.00	\$1,600.00
FICA MATCH	\$5,989.06	\$5,700.01	\$4,373.60	\$4,504.23	\$5,254.96	\$4,356.87	\$4,223.66
MEDICARE MATCH	\$1,437.38	\$1,368.00	\$1,022.83	\$1,053.32	\$1,229.01	\$1,018.95	\$987.77
TCDRS COUNTY MATCH	\$10,540.75	\$10,032.02	\$9,901.73	\$10,164.06	\$9,933.00	\$9,701.92	\$9,360.92
HOSP. & LIFE INSURANCE	\$28,316.00	\$27,530.00	\$17,507.94	\$23,781.48	\$23,021.56	\$21,748.32	\$20,548.64
COMPUTER MAINTENANCE	\$0.00	\$0.00	\$0.00	\$0.00	\$2,910.00	\$3,075.49	\$2,550.00
REPAIRS & REPLACEMENT	\$0.00	\$0.00	\$0.00	\$0.00	\$113.00	\$0.00	\$139.16
MISCELLANEOUS, BONDS & DUES	\$500.00	\$500.00	\$383.00	\$225.00	\$402.50	\$225.00	\$225.00
MISCELLANEOUS, TRAVEL & SCHOOLING	\$4,000.00	\$4,000.00	\$2,914.80	\$3,305.09	\$4,026.24	\$3,009.84	\$2,701.43
OFFICE SUPPLIES	\$1,000.00	\$1,000.00	\$691.00	\$935.93	\$786.92	\$377.82	\$1,254.93
COMPUTER MAINTENANCE & PROGRAMS	\$3,000.00	\$3,000.00	\$4,367.99	\$2,910.00	\$1,150.00	\$1,541.24	\$448.99
EQUIPMENT & FURNITURE	\$0.00	\$0.00	\$0.00	\$0.00	\$0.00	\$0.00	\$0.00
<b>TOTAL COUNTY TREASURER</b>	<b>\$150,608.18</b>	<b>\$144,330.19</b>	<b>\$131,198.13</b>	<b>\$139,279.11</b>	<b>\$139,127.19</b>	<b>\$133,253.53</b>	<b>\$127,640.58</b>

## COUNTY AUDITOR\*\*\*\*\*

SALARY	\$57,750.00	\$55,000.08	\$55,000.08	\$55,000.00	\$54,000.00	\$59,000.04	\$51,500.04
LONGEVITY PAY	\$150.00	\$100.00	\$50.00	\$0.00	\$1,350.00	\$1,300.00	\$1,250.00
FICA MATCH	\$3,618.75	\$3,443.76	\$3,413.14	\$3,410.03	\$3,410.83	\$3,338.86	\$3,242.86
MEDICARE MATCH	\$888.50	\$826.50	\$798.24	\$797.52	\$797.71	\$780.85	\$758.40
TCDRS COUNTY MATCH	\$6,369.00	\$6,061.01	\$6,055.54	\$6,050.03	\$6,088.50	\$5,972.96	\$5,802.46
HOSP. & LIFE INSURANCE	\$14,158.00	\$13,765.00	\$12,353.84	\$11,890.74	\$10,550.86	\$10,873.16	\$10,274.32
REPAIRS & REPLACEMENTS	\$0.00	\$0.00	\$0.00	\$0.00	\$0.00	\$0.00	\$0.00
MISCELLANEOUS, BONDS & DUES	\$435.00	\$435.00	\$328.00	\$235.00	\$328.00	\$235.00	\$327.50
MISCELLANEOUS, TRAVEL & SCHOOLING	\$3,000.00	\$2,650.00	\$2,887.01	\$2,985.45	\$1,988.63	\$1,289.56	\$1,284.85
OFFICE SUPPLIES	\$250.00	\$250.00	\$216.70	\$176.52	\$196.94	\$51.61	\$0.00
COMPUTER MAINTENANCE & PROGRAMS	\$300.00	\$300.00	\$300.00	\$350.00	\$1,059.59	\$0.00	\$135.67
EQUIPMENT & FURNITURE	\$0.00	\$0.00	\$0.00	\$0.00	\$41.31	\$66.59	\$0.00
<b>TOTAL COUNTY AUDITOR</b>	<b>\$86,899.25</b>	<b>\$82,831.35</b>	<b>\$81,402.55</b>	<b>\$80,895.29</b>	<b>\$79,812.37</b>	<b>\$76,908.73</b>	<b>\$74,576.10</b>

## DISTRICT CLERK\*\*\*\*\*

SALARY	\$49,875.00	\$47,500.08	\$47,500.08	\$47,500.00	\$46,500.00	\$45,500.04	\$44,000.04
DEPUTY ONE SALARY	\$43,050.00	\$41,000.04	\$41,000.04	\$41,000.08	\$40,000.08	\$39,000.00	\$37,500.00
DEPUTY TWO SALARY	\$42,000.00	\$40,000.08	\$40,000.08	\$40,937.46	\$39,000.00	\$38,000.04	\$36,500.04
LONGEVITY PAY	\$1,850.00	\$1,700.00	\$1,550.00	\$3,200.00	\$3,050.00	\$2,900.00	\$2,750.00
FICA MATCH	\$8,548.44	\$8,137.51	\$8,041.82	\$8,181.08	\$7,272.55	\$6,786.18	\$6,553.56
MEDICARE MATCH	\$2,051.63	\$1,953.00	\$1,880.71	\$1,913.29	\$1,700.78	\$1,586.99	\$1,532.71
TCDRS COUNTY MATCH	\$15,045.25	\$14,322.02	\$14,305.54	\$14,590.15	\$14,140.54	\$13,793.82	\$13,282.42
HOSP., & LIFE INSURANCE	\$42,474.00	\$41,295.00	\$37,061.52	\$34,682.60	\$34,532.34	\$32,619.48	\$30,822.96
REPAIRS & REPLACEMENT	\$0.00	\$0.00	\$0.00	\$0.00	\$0.00	\$0.00	\$68.00
MISCELLANEOUS, BONDS & DUES	\$500.00	\$1,000.00	\$802.28	\$225.00	\$787.29	\$725.00	\$80.00
MISCELLANEOUS, TRAVEL & SCHOOLING	\$4,000.00	\$3,500.00	\$2,595.72	\$2,455.19	\$1,093.36	\$1,900.20	\$1,029.94
OFFICE SUPPLIES	\$1,750.00	\$3,000.00	\$1,274.11	\$3,667.56	\$2,827.91	\$3,893.07	\$4,454.42
COMPUTER MAINTENANCE & PROGRAMS	\$12,000.00	\$15,000.00	\$16,608.00	\$16,379.55	\$20,208.00	\$20,208.00	\$20,398.00
EQUIPMENT & FURNITURE	\$0.00	\$0.00	\$1,902.73	\$2,785.67	\$0.00	\$0.00	\$0.00
E-FILE	\$0.00	\$0.00	\$0.00	\$2,995.59	\$613.77	\$0.00	\$0.00
<b>TOTAL DISTRICT CLERK</b>	<b>\$223,144.32</b>	<b>\$218,407.73</b>	<b>\$214,522.63</b>	<b>\$220,513.22</b>	<b>\$211,726.62</b>	<b>\$206,912.92</b>	<b>\$198,972.09</b>

## DISTRICT JUDGE/CT. COORD./CT. REPORTER\*\*\*\*\*

COURT REPORTER SALARY	\$25,349.43	\$24,142.32	\$24,142.32	\$24,142.24	\$23,842.24	\$23,364.00	\$22,943.80
DISTRICT CT. COORDINATOR SALARY	\$16,612.08	\$15,820.08	\$15,820.08	\$15,820.00	\$15,520.00	\$15,240.00	\$14,820.00
DISTRICT CT/ASSISTANT COORDINATOR SALARY	\$0.00	\$0.00	\$0.00	\$4,460.95	\$0.00	\$0.00	\$0.00
RELIEF RECEPTIONIST	\$1,000.00	\$1,000.00	\$0.00	\$184.80	\$369.60	\$873.60	\$0.00
LONGEVITY PAY	\$950.00	\$850.00	\$750.00	\$2,300.00	\$2,200.00	\$2,100.00	\$2,000.00
FICA MATCH	\$2,744.47	\$2,613.28	\$2,524.26	\$2,878.24	\$2,576.80	\$2,523.60	\$2,465.32
MEDICARE MATCH	\$658.67	\$627.19	\$590.35	\$673.07	\$602.64	\$590.25	\$576.56
TCDRS COUNTY MATCH	\$4,720.27	\$4,489.36	\$4,478.34	\$5,139.47	\$4,571.84	\$4,477.44	\$4,374.03
HOSP. & LIFE INSURANCE	\$14,158.00	\$13,765.00	\$2,717.38	\$8,285.78	\$13,831.90	\$13,801.36	\$13,050.92
COMPUTER MAINTENANCE	\$0.00	\$0.00	\$0.00	\$0.00	\$0.00	\$0.00	\$0.00
DISTRICT JUDGE LIABILITY INSURANCE	\$500.00	\$500.00	\$483.79	\$483.83	\$483.82	\$483.82	\$426.28
REPAIRS & REPLACEMENTS	\$200.00	\$200.00	\$0.00	\$0.00	\$0.00	\$0.00	\$0.00
MISCELLANEOUS, BONDS & DUES	\$0.00	\$0.00	\$0.00	\$25.00	\$25.00	\$0.00	\$25.00
TRAVEL & SCHOOLING	\$2,500.00	\$2,500.00	\$0.00	\$1,188.92	\$325.00	\$1,939.26	\$802.50
TRAVELING JUDGES	\$1,000.00	\$1,000.00	\$349.87	\$490.89	\$339.49	\$1,178.41	\$1,266.68
DISTRICT COURT JURORS	\$22,000.00	\$22,000.00	\$15,160.00	\$11,760.00	\$13,580.00	\$21,612.00	\$19,900.00
DISTRICT COURT SUPPLIES	\$500.00	\$500.00	\$0.00	\$431.75	\$429.75	\$670.64	\$553.00
DISTRICT COURT REPORTERS	\$2,000.00	\$2,000.00	\$170.00	\$1,487.50	\$0.00	\$2,851.87	\$350.00
DISTRICT COURT APPOINTED ATTORNEYS	\$70,000.00	\$70,000.00	\$41,306.89	\$43,112.81	\$35,403.71	\$72,906.15	\$34,694.55
DISTRICT COURT PRO RATA 8TH JUDICIAL	\$893.84	\$893.84	\$887.16	\$870.87	\$592.55	\$541.55	\$587.97
DISTRICT COURT MISCELLANEOUS & WITNESS	\$5,000.00	\$5,000.00	\$2,303.30	\$3,900.00	\$1,310.00	\$3,115.00	\$5,585.80
PREP STATEMENTS	\$6,000.00	\$6,000.00	\$0.00	\$82.00	\$0.00	\$16,971.00	\$4,296.00
OFFICE SUPPLIES	\$1,000.00	\$1,000.00	\$568.08	\$597.82	\$1,349.77	\$1,604.18	\$1,186.11
COMPUTER MAINTENANCE & PROGRAMS	\$64,120.00	\$64,120.00	\$1,129.86	\$1,355.66	\$99.83	\$665.82	\$1,501.63
EQUIPMENT & FURNITURE	\$500.00	\$500.00	\$0.00	\$28.12	\$0.00	\$2,309.00	\$0.00
<b>TOTAL DISTRICT JUDGE/CT. COORD./CT. REPORTER</b>	<b>\$242,406.76</b>	<b>\$239,521.07</b>	<b>\$113,381.68</b>	<b>\$129,679.72</b>	<b>\$117,454.04</b>	<b>\$189,819.15</b>	<b>\$131,406.16</b>

## LIBRARY\*\*\*\*\*

LIBRARIAN SALARY	\$43,050.00	\$41,000.04	\$41,000.04	\$41,000.08	\$40,000.08	\$39,000.00	\$37,500.00
ASSISTANT LIBRARIAN	\$42,000.00	\$40,000.08	\$40,000.08	\$40,000.00	\$39,000.00	\$38,000.04	\$36,500.04
LONGEVITY PAY	\$1,200.00	\$2,350.00	\$2,250.00	\$2,150.00	\$2,050.00	\$1,950.00	\$1,850.00
FICA MATCH	\$5,390.63	\$5,209.38	\$4,402.51	\$4,421.44	\$4,336.99	\$4,243.20	\$3,992.62
MEDICARE MATCH	\$1,293.75	\$1,250.25	\$1,029.65	\$1,034.08	\$1,014.31	\$992.41	\$933.76
TCDRS COUNTY MATCH	\$9,487.50	\$9,168.51	\$9,157.50	\$9,146.50	\$8,915.54	\$8,684.46	\$8,343.46
HOSP. & LIFE INSURANCE	\$28,316.00	\$27,530.00	\$24,707.68	\$23,781.48	\$23,021.56	\$21,746.32	\$20,548.64
MISCELLANEOUS, TRAVEL & SCHOOLING	\$2,000.00	\$2,000.00	\$1,372.33	\$2,000.00	\$1,942.06	\$1,500.00	\$1,280.51
<b>TOTAL LIBRARY</b>	<b>\$132,737.88</b>	<b>\$128,508.26</b>	<b>\$123,919.79</b>	<b>\$123,533.58</b>	<b>\$120,280.54</b>	<b>\$116,116.43</b>	<b>\$110,929.03</b>

## BUILDING MAINTENANCE/JANITOR\*\*\*\*\*

MULTITASK SALARY	\$45,150.00	\$43,000.08	\$44,250.62	\$43,000.00	\$42,000.00	\$41,000.04	\$39,500.04
CUSTODIAN	\$43,050.00	\$41,000.04	\$41,000.04	\$41,000.00	\$39,000.00	\$34,833.37	\$0.00
LONGEVITY PAY	\$200.00	\$650.00	\$550.00	\$450.00	\$350.00	\$300.00	\$250.00
FICA MATCH	\$5,525.00	\$5,290.63	\$5,301.63	\$5,217.89	\$4,931.92	\$4,346.54	\$2,125.73
MEDICARE MATCH	\$1,326.00	\$1,269.75	\$1,239.90	\$1,220.33	\$1,153.50	\$1,016.61	\$497.17
TCDRS COUNTY MATCH	\$9,724.00	\$9,311.51	\$9,438.06	\$9,289.49	\$8,948.50	\$8,374.59	\$4,372.46
HOSP. & LIFE INSURANCE	\$28,316.00	\$27,530.00	\$23,674.91	\$23,781.48	\$23,021.56	\$19,074.35	\$10,274.32
REPAIRS & REPLACEMENTS	\$2,000.00	\$1,300.00	\$1,037.81	\$1,524.57	\$2,495.40	\$2,228.70	\$1,830.14
MISCELLANEOUS EXPENSES	\$1,200.00	\$1,200.00	\$675.84	\$1,194.63	\$1,363.39	\$829.27	\$1,500.53
PEST CONTROL	\$2,000.00	\$2,000.00	\$1,855.60	\$1,930.20	\$1,329.65	\$1,662.60	\$1,892.20
CLEAN-BLDG/FLOORS/A-C DUCTS SERVICE	\$6,000.00	\$2,500.00	\$0.00	\$1,962.73	\$1,921.63	\$1,977.61	\$1,921.63
YARD MAINTENANCE & TREE SERVICE	\$5,350.00	\$5,350.00	\$4,275.67	\$5,973.10	\$5,500.28	\$6,544.44	\$4,367.47
JANITOR SUPPLIES	\$6,000.00	\$6,000.00	\$5,179.18	\$6,175.65	\$5,756.86	\$4,315.51	\$4,822.14
JANITOR EQUIPMENT	\$300.00	\$300.00	\$312.49	\$102.09	\$62.73	\$700.49	\$100.25
UNIFORM	\$0.00	\$0.00	\$0.00	\$0.00	\$0.00	\$0.00	\$0.00
<b>TOTAL BUILDING MAINTENANCE/JANITOR</b>	<b>\$156,141.00</b>	<b>\$146,702.01</b>	<b>\$138,791.75</b>	<b>\$142,822.16</b>	<b>\$137,835.42</b>	<b>\$127,204.12</b>	<b>\$73,454.08</b>

## JUSTICE OF THE PEACE PCT. #1\*\*\*\*\*

SALARY	\$49,875.00	\$47,500.08	\$47,500.08	\$47,500.00	\$46,500.00	\$45,500.04	\$44,000.04
CLERK ONE SALARY	\$43,050.00	\$41,000.04	\$41,000.04	\$41,000.08	\$40,000.08	\$39,000.00	\$37,500.00
CLERK TWO SALARY	\$42,000.00	\$40,000.08	\$40,000.08	\$40,000.00	\$39,000.00	\$38,000.04	\$36,500.04
RELIEF DEPUTY SALARY	\$0.00	\$0.00	\$0.00	\$0.00	\$0.00	\$3,435.00	\$6,172.50
LONGEVITY PAY	\$1,550.00	\$1,400.00	\$1,250.00	\$1,100.00	\$950.00	\$800.00	\$1,700.00
FICA MATCH	\$8,529.69	\$8,431.26	\$8,044.54	\$8,035.23	\$7,839.94	\$7,857.50	\$7,919.58
MEDICARE MATCH	\$2,047.13	\$2,023.50	\$1,881.36	\$1,879.19	\$1,833.57	\$1,837.76	\$1,852.10
TCDRS COUNTY MATCH	\$15,012.25	\$14,289.02	\$14,272.54	\$14,256.03	\$13,909.54	\$13,562.92	\$13,222.79
HOSP. & LIFE INSURANCE	\$42,474.00	\$41,295.00	\$24,760.12	\$23,826.48	\$23,066.56	\$21,791.32	\$27,403.36
COMPUTER MAINTENANCE	\$0.00	\$0.00	\$0.00	\$0.00	\$0.00	\$0.00	\$0.00
REPAIRS & REPLACEMENTS	\$0.00	\$0.00	\$0.00	\$0.00	\$0.00	\$0.00	\$156.25
MISCELLANEOUS, BONDS, & DUES	\$750.00	\$750.00	\$390.00	\$170.00	\$417.50	\$200.00	\$262.50
MISCELLANEOUS, TRAVEL & SCHOOLING	\$2,000.00	\$2,000.00	\$583.80	\$623.50	\$1,032.30	\$1,852.48	\$0.00
JP DS2 FEES (2003-2004)	\$0.00	\$0.00	\$0.00	\$5,000.25	\$0.00	\$0.00	\$0.00
JUSTICE COURT JURORS	\$1,000.00	\$1,000.00	\$420.00	\$160.00	\$0.00	\$660.00	\$0.00
JUSTICE COURT APPOINTED ATTORNEYS	\$1,000.00	\$1,000.00	\$0.00	\$1,670.00	\$0.00	\$250.00	\$0.00
JP COURT INTERPRETERS	\$250.00	\$250.00	\$0.00	\$0.00	\$0.00	\$0.00	\$0.00
JP COURT APPOINTED JUDGE	\$1,000.00	\$1,000.00	\$344.32	\$165.44	\$536.64	\$1,575.36	\$2,539.20
OFFICE SUPPLIES	\$2,000.00	\$2,000.00	\$1,385.35	\$932.07	\$160.48	\$1,797.73	\$1,482.52
COMPUTER MAINTENANCE & PROGRAMS	\$12,000.00	\$12,000.00	\$0.00	\$1,170.46	\$784.51	\$0.00	\$0.00
EQUIPMENT & FURNITURE	\$0.00	\$0.00	\$698.28	\$0.00	\$0.00	\$0.00	\$342.58
<b>TOTAL JUSTICE OF THE PEACE PCT. #1</b>	<b>\$224,538.07</b>	<b>\$216,938.98</b>	<b>\$182,530.51</b>	<b>\$187,688.73</b>	<b>\$176,031.12</b>	<b>\$178,120.15</b>	<b>\$181,053.47</b>

## EMERGENCY MANAGEMENT\*\*\*\*\*

EMERGENCY MGT. COORD. SALARY	\$43,050.00	\$41,000.04	\$41,000.04	\$41,000.08	\$39,099.28	\$39,000.00	\$37,500.00
LONGEVITY PAY	\$150.00	\$100.00	\$50.00	\$0.00	\$500.00	\$450.00	\$400.00
FICA MATCH	\$2,700.00	\$2,568.75	\$1,870.92	\$2,478.17	\$2,582.55	\$2,400.95	\$2,308.09
MEDICARE MATCH	\$648.00	\$616.50	\$437.57	\$579.58	\$603.98	\$561.48	\$539.81
TCDRS COUNTY MATCH	\$4,752.00	\$4,521.00	\$4,515.46	\$4,509.97	\$4,664.38	\$4,339.50	\$4,169.00
HOSP. & LIFE INSURANCE	\$14,158.00	\$13,765.00	\$12,353.84	\$11,890.74	\$9,587.19	\$10,873.16	\$10,274.32
CAR ALLOWANCE	\$0.00	\$0.00	\$0.00	\$0.00	\$3,853.79	\$4,200.00	\$4,200.00
REPAIRS & REPLACEMENT	\$0.00	\$0.00	\$0.00	\$389.00	\$237.75	\$0.00	\$0.00
MISCELLANEOUS, DUES & MEMBERSHIPS	\$0.00	\$0.00	\$0.00	\$0.00	\$0.00	\$0.00	\$0.00
MISCELLANEOUS, TRAVEL & SCHOOLING	\$2,000.00	\$1,790.00	\$935.85	\$1,037.22	\$1,798.88	\$149.70	\$246.60
WEATHER TAP MEMBERSHIP	\$0.00	\$0.00	\$0.00	\$0.00	\$83.95	\$83.95	\$83.95
OFFICE SUPPLIES	\$500.00	\$500.00	\$490.98	\$490.20	\$261.45	\$64.40	\$48.01
EQUIPMENT & FURNITURE	\$0.00	\$0.00	\$28.34	\$1,338.30	\$595.00	\$1,552.81	\$985.38
COMPUTER MAINTENANCE & PROGRAMS	\$100.00	\$100.00	\$0.00	\$229.99	\$1,800.00	\$1,850.00	\$1,800.00
INTERNET SERVICE AGREEMENT	\$0.00	\$0.00	\$0.00	\$0.00	\$0.00	\$0.00	\$0.00
VEHICLE MAINTENANCE	\$5,000.00	\$5,000.00	\$270.58	\$3,904.20	\$0.00	\$0.00	\$0.00
INSURANCE	\$150.00	\$150.00	\$0.00	\$0.00	\$0.00	\$0.00	\$0.00
<b>TOTAL EMERGENCY MANAGEMENT</b>	<b>\$73,208.00</b>	<b>\$70,111.29</b>	<b>\$61,963.58</b>	<b>\$67,847.45</b>	<b>\$65,668.16</b>	<b>\$65,525.95</b>	<b>\$62,955.16</b>



**HEALTH OFFICER\*\*\*\*\***

COUNTY HEALTH OFFICER AUTHORITY	\$1,000.00	\$1,000.00	\$1,000.00	\$500.00	\$300.00	\$350.00	\$700.00
<b>TOTAL HEALTH OFFICER</b>	<b>\$1,000.00</b>	<b>\$1,000.00</b>	<b>\$1,000.00</b>	<b>\$500.00</b>	<b>\$300.00</b>	<b>\$350.00</b>	<b>\$700.00</b>

## VETERAN SERVICE OFFICER\*\*\*\*\*

VETERANS SERVICE OFFICER SALARY	\$1,967.40	\$1,874.40	\$1,874.40	\$1,874.40	\$1,796.60	\$1,874.40	\$1,874.40
LONGEVITY PAY	\$0.00	\$0.00	\$0.00	\$0.00	\$0.00	\$0.00	\$0.00
FICA MATCH	\$122.96	\$117.15	\$116.16	\$116.16	\$111.34	\$116.16	\$116.16
MEDICARE MATCH	\$29.51	\$28.12	\$27.12	\$27.12	\$26.00	\$27.12	\$27.12
MISCELLANEOUS, DUES & MEMBERSHIPS	\$0.00	\$0.00	\$0.00	\$0.00	\$0.00	\$0.00	\$0.00
MISCELLANEOUS, TRAVEL & SCHOOLING	\$0.00	\$0.00	\$0.00	\$0.00	\$968.87	\$0.00	\$0.00
OFFICE SUPPLIES	\$100.00	\$100.00	\$0.00	\$0.00	\$131.43	\$193.07	\$140.82
EQUIPMENT & FURNITURE	\$0.00	\$0.00	\$0.00	\$0.00	\$0.00	\$0.00	\$0.00
<b>TOTAL VETERAN SERVICE OFFICER</b>	<b>\$2,219.87</b>	<b>\$2,119.67</b>	<b>\$2,017.68</b>	<b>\$2,017.68</b>	<b>\$3,034.24</b>	<b>\$2,210.75</b>	<b>\$2,158.50</b>

## HIGHWAY PATROL SECRETARY\*\*\*\*\*

SECRETARY SALARY	\$43,050.00	\$41,000.04	\$41,000.04	\$41,000.08	\$33,333.40	\$34,787.50	\$37,500.00
LONGEVITY PAY	\$150.00	\$100.00	\$50.00	\$0.00	\$0.00	\$1,500.00	\$1,450.00
FICA MATCH	\$2,700.00	\$2,568.75	\$2,545.06	\$2,541.97	\$2,066.70	\$2,190.71	\$2,344.87
MEDICARE MATCH	\$548.00	\$616.50	\$595.21	\$594.48	\$483.30	\$512.38	\$548.43
TCDRS COUNTY MATCH	\$4,752.00	\$4,521.00	\$4,515.46	\$4,509.97	\$3,666.70	\$3,991.63	\$4,284.50
HOSP. & LIFE INSURANCE	\$14,158.00	\$13,765.00	\$12,353.84	\$11,890.74	\$8,676.78	\$9,043.54	\$10,274.32
COMPUTER MAINTENANCE	\$0.00	\$0.00	\$0.00	\$0.00	\$0.00	\$0.00	\$0.00
REPAIRS & REPLACEMENTS	\$0.00	\$0.00	\$0.00	\$0.00	\$67.33	\$0.00	\$12.32
MISCELLANEOUS/LICENCE & WEIGHT	\$250.00	\$250.00	\$202.40	\$0.00	\$231.41	\$208.00	\$171.37
OFFICE SUPPLIES	\$1,500.00	\$1,500.00	\$2,072.65	\$1,238.39	\$1,949.01	\$1,076.59	\$700.68
COMPUTER MAINTENANCE & PROGRAMS	\$700.00	\$700.00	\$470.85	\$176.00	\$170.00	\$89.99	\$274.41
MISCELLANEOUS/RADAR & REPAIRS	\$210.00	\$210.00	\$0.00	\$415.50	\$0.00	\$0.00	\$313.50
LEASE EQUIPMENT	\$6,800.00	\$6,800.00	\$6,215.00	\$6,215.00	\$6,709.99	\$6,767.65	\$6,249.67
<b>TOTAL HIGHWAY PATROL SECRETARY</b>	<b>\$74,618.00</b>	<b>\$72,031.29</b>	<b>\$70,020.51</b>	<b>\$68,582.13</b>	<b>\$57,354.62</b>	<b>\$60,168.99</b>	<b>\$64,124.07</b>

## INDIGENT HEALTH CARE\*\*\*\*\*

MEDICAL EXPENSES	\$100,000.00	\$100,000.00	\$48,500.71	\$48,734.23	\$59,293.69	\$34,829.91	\$11,162.99
MEDICAL EXPENSES-JAIL	\$100,000.00						
<b>TOTAL INDIGENT HEALTH CARE</b>	<b>\$200,000.00</b>	<b>\$100,000.00</b>	<b>\$48,500.71</b>	<b>\$48,734.23</b>	<b>\$59,293.69</b>	<b>\$34,829.91</b>	<b>\$11,162.99</b>

## JUVENILE EXPENSES\*\*\*\*\*

CAR EXPENSES	\$0.00	\$0.00	\$0.00	\$0.00	\$0.00	\$0.00	\$0.00
PRO RATA SHARE	\$57,828.00	\$57,828.00	\$49,343.84	\$49,553.84	\$45,816.96	\$44,560.86	\$41,095.60
BOARD MEMBERS EXPENSES	\$250.00	\$250.00	\$77.00	\$27.50	\$55.00	\$93.50	\$99.00
RESIDENTIAL TREATMENT/FOSTER CARE	\$45,000.00	\$45,000.00	\$9,450.00	\$5,979.19	\$26,513.79	\$36,546.42	\$4,300.00
JUVENILE COURT APPOINTED ATTORNEYS	\$3,000.00	\$3,000.00	\$1,000.00	\$1,000.00	\$3,260.00	\$2,605.00	\$1,335.00
<b>TOTAL JUVENILE</b>	<b>\$106,078.00</b>	<b>\$106,078.00</b>	<b>\$59,870.84</b>	<b>\$56,560.53</b>	<b>\$75,645.75</b>	<b>\$83,805.80</b>	<b>\$46,829.60</b>

## OSSF EXPENSES\*\*\*\*\*

OSSF CONTRACT LABOR EXPENSES	\$32,000.08	\$32,000.08	\$32,000.08	\$32,000.08	\$31,000.08	\$30,000.00	\$28,500.00
OFFICE SUPPLIES	\$480.00	\$250.00	\$38.19	\$0.00	\$0.00	\$0.00	\$0.00
TESTING/LAB WORK	\$500.00	\$1,000.00	\$360.00	\$330.00	\$200.00	\$220.00	\$330.00
EQUIPMENT AND FURNITURE	\$0.00	\$0.00	\$0.00	\$0.00	\$0.00	\$0.00	\$0.00
MISCELLANEOUS, TRAVEL & SCHOOLING	\$1,520.00	\$1,000.00	\$0.00	\$0.00	\$0.00	\$0.00	\$0.00
COMPUTER MAINTENANCE & PROGRAMS	\$250.00	\$250.00	\$0.00	\$0.00	\$0.00	\$0.00	\$0.00
REPAIRS & REPLACEMENTS	\$0.00	\$0.00	\$0.00	\$0.00	\$0.00	\$0.00	\$0.00
<b>TOTAL OSSF</b>	<b>\$34,750.08</b>	<b>\$34,500.08</b>	<b>\$32,398.27</b>	<b>\$32,330.08</b>	<b>\$31,200.08</b>	<b>\$30,220.00</b>	<b>\$28,830.00</b>

## NON DEPARTMENTAL\*\*\*\*\*

FICA MATCH	\$0.00	\$0.00	\$0.00	\$0.00	\$0.00	\$0.00	\$0.00	\$0.00
MEDICARE MATCH	\$0.00	\$0.00	\$0.00	\$0.00	\$0.00	\$0.00	\$0.00	\$0.00
TCORS COUNTY MATCH	\$0.00	\$0.00	\$0.00	\$0.00	\$0.00	\$0.00	\$0.00	\$0.00
WORKER'S COMPENSATION	\$48,000.00	\$48,000.00	\$43,460.00	\$42,078.00	\$40,197.00	\$4,517.20	\$4,375.35	\$5,700.00
UNEMPLOYMENT	\$10,000.00	\$10,000.00	\$7,312.09	\$10,455.21	\$10,864.51	\$2,636.21	\$4,349.75	\$0.00
HOSP. & LIFE INSURANCE	\$0.00	\$0.00	\$0.00	\$0.00	\$0.00	\$0.00	\$0.00	\$0.00
INVESTIGATOR TRAVEL	\$0.00	\$0.00	\$0.00	\$0.00	\$0.00	\$0.00	\$0.00	\$0.00
AUDIT	\$35,000.00	\$35,000.00	\$31,500.00	\$24,750.00	\$23,250.00	\$22,825.00	\$22,450.00	\$22,450.00
C/C CHILD WELFARE SUPPORT	\$1,000.00	\$1,000.00	\$1,000.00	\$2,000.00	\$2,000.00	\$2,000.00	\$2,000.00	\$2,000.00
MHMR SUBSIDY	\$2,900.00	\$2,900.00	\$2,900.00	\$2,900.00	\$2,900.00	\$2,900.00	\$2,900.00	\$2,900.00
EMERGENCY MEDICAL DIRECTOR	\$6,000.00	\$6,000.00	\$6,000.00	\$6,000.00	\$6,000.00	\$6,000.00	\$6,000.00	\$6,000.00
TAX APPRAISAL DIST./OPERATING BUDGET	\$148,533.09	\$120,802.00	\$119,841.98	\$126,587.19	\$121,802.25	\$122,826.75	\$127,192.31	\$127,192.31
TAX APPRAISAL DIST./COLLECTION BUDGET	\$46,612.86	\$41,508.00	\$41,198.18	\$43,243.79	\$40,600.75	\$40,942.25	\$42,397.44	\$42,397.44
CLAY COUNTY SENIOR CITIZENS, INC.	\$4,000.00	\$4,000.00	\$4,000.00	\$4,000.00	\$4,000.00	\$4,000.00	\$4,000.00	\$4,000.00
COMPUTER MTN./INTERNET/ALL OFFICES	\$33,000.00	\$30,200.00	\$27,695.08	\$33,882.50	\$7,341.80	\$3,896.79	\$5,967.68	\$5,967.68
COPY MACHINE/MTN., PAY., REPAIRS & SUPPLIES	\$20,000.00	\$20,000.00	\$16,826.50	\$14,917.38	\$42,072.35	\$20,768.11	\$22,555.88	\$22,555.88
GOVERNMENT DAM REPAIRS	\$2,500.00	\$2,500.00	\$2,500.00	\$2,500.00	\$2,500.00	\$2,500.00	\$2,500.00	\$2,500.00
DISTRICT ATTORNEY OFFICE PRO RATA SHARE	\$110,000.00	\$110,000.00	\$61,508.43	\$103,646.63	\$91,266.41	\$93,800.42	\$93,312.85	\$93,312.85
RISK MANAGEMENT POOL INSURANCE	\$96,500.00	\$96,500.00	\$75,534.00	\$85,489.00	\$73,061.00	\$66,745.60	\$69,965.00	\$69,965.00
CLAY COUNTY BONDS & INSURANCES	\$1,000.00	\$1,000.00	\$820.00	\$820.00	\$820.00	\$820.00	\$820.00	\$820.00
INQUESTS & AUTOPSIES	\$50,000.00	\$30,000.00	\$45,040.00	\$38,364.00	\$24,695.00	\$27,523.30	\$31,543.90	\$31,543.90
PETROLIA SENIOR CITIZENS, INC.	\$4,000.00	\$4,000.00	\$4,000.00	\$4,000.00	\$4,000.00	\$4,000.00	\$4,000.00	\$4,000.00
ELEVATOR MAINTENANCE CONTRACT/REPAIRS	\$5,000.00	\$5,000.00	\$1,575.04	\$1,595.00	\$1,570.00	\$13,089.00	\$25,570.00	\$25,570.00
FEMA EXPENSES	\$0.00	\$0.00	\$0.00	\$0.00	\$0.00	\$0.00	\$0.00	\$0.00
MISCELLANEOUS SALARY EXPENSES	\$3,000.00	\$3,000.00	\$4,212.10	\$0.00	\$0.00	\$0.00	\$0.00	\$0.00
LEGAL FEES EXPENSES	\$5,000.00	\$5,000.00	\$0.00	\$150.00	\$0.00	\$0.00	\$0.00	\$0.00
PUBLIC DEFENDER (CAPITAL MURDER CASES)	\$8,500.00	\$8,500.00	\$29,532.17	\$6,172.17	\$4,776.00	\$3,582.00	\$0.00	\$0.00
PAUPERS & INDIGENTS	\$10,000.00	\$10,000.00	\$4,000.00	\$7,000.00	\$6,000.00	\$2,000.00	\$2,000.00	\$2,000.00
GRANTS PAID OUT	\$25,000.00	\$25,000.00	\$241,477.00	\$909,671.91	\$76,597.74	\$51,354.68	\$106,541.75	\$106,541.75
UTILITIES (ALL DEPARTMENTS)	\$70,000.00	\$65,000.00	\$67,109.22	\$73,352.61	\$68,193.17	\$72,196.83	\$68,932.51	\$68,932.51
INVESTIGATORS	\$500.00	\$500.00	\$0.00	\$0.00	\$0.00	\$0.00	\$0.00	\$0.00
CONTRACT/CLEANING & LABOR	\$8,500.00	\$0.00	\$8,500.00	\$8,500.00	\$6,000.00	\$6,000.00	\$6,000.00	\$6,000.00
SUBDIVISION EXPENSES	\$500.00	\$500.00	\$0.00	\$0.00	\$0.00	\$0.00	\$0.00	\$0.00
CLAY COUNTY REDISTRICTING	\$0.00	\$0.00	\$0.00	\$0.00	\$0.00	\$0.00	\$0.00	\$0.00
SALE OF ESTRAY	\$2,000.00	\$2,000.00	\$2,540.00	\$430.00	\$4,785.00	\$0.00	\$2,223.50	\$2,223.50
PSYCHOLOGICAL EVALUATIONS	\$1,000.00	\$1,000.00	\$400.00	\$400.00	\$0.00	\$0.00	\$0.00	\$2,150.00
ROLLBACK EXPENSES	\$7,284.48	\$7,284.48	\$0.00	\$0.00	\$0.00	\$0.00	\$0.00	\$0.00
DISTRICT CLERK/UNIDENTIFIABLE FUNDS	\$16,790.15	\$16,790.15	\$0.00	\$0.00	\$0.00	\$0.00	\$0.00	\$0.00
POSTAGE METER & POSTAGE	\$25,000.00	\$25,000.00	\$13,056.97	\$26,166.49	\$23,309.96	\$29,294.00	\$18,512.00	\$18,512.00
NON DEPARTMENTAL SUPPLIES	\$400.00	\$400.00	\$102.12	\$369.91	\$274.00	\$202.00	\$181.88	\$181.88
EQUIPMENT PURCHASES	\$20,000.00	\$20,000.00	\$3,991.91	\$1,931.21	\$12,435.54	\$24,370.12	\$5,872.16	\$5,872.16
PURCHASE OF BUILDINGS/PROPERTY	\$0.00	\$0.00	\$0.00	\$0.00	\$0.00	\$0.00	\$0.00	\$0.00
C/C PROPERTY RENOVATIONS & REPAIRS	\$40,000.00	\$40,000.00	\$15,704.22	\$96,116.57	\$39,988.56	\$16,145.79	\$18,387.88	\$18,387.88
RIGHT OF WAY	\$150,300.00	\$300.00	\$0.00	\$271.70	\$0.00	\$0.00	\$0.00	\$0.00
EMERGENCY RESERVE	\$100,000.00	\$100,000.00	\$0.00	\$0.00	\$0.00	\$0.00	\$0.00	\$0.00
CONSERVATION DEPARTMENT	\$3,000.00	\$3,000.00	\$3,000.00	\$3,000.00	\$3,000.00	\$3,000.00	\$3,000.00	\$3,000.00
CLAY COUNTY HISTORICAL COMMISSION	\$500.00	\$500.00	\$0.00	\$0.00	\$0.00	\$0.00	\$0.00	\$355.38
CONTINGENCY	\$50,000.00	\$50,000.00	\$12,346.51	\$12,488.96	\$6,060.79	\$93,324.29	\$56,608.12	\$56,608.12
ECONOMICAL DEVELOPMENT PROJECTS	\$1,607.17	\$646.77	\$0.00	\$0.00	\$885.25	\$0.00	\$0.00	\$0.00
DRUG LAB EXPENSES	\$200.00	\$200.00	\$0.00	\$0.00	\$0.00	\$150.00	\$5,055.16	\$5,055.16
BANK SERVICE CHARGES	\$4,000.00	\$4,000.00	\$3,985.28	\$5,560.78	\$5,033.00	\$4,644.45	\$764.76	\$764.76
COURTHOUSE RESTORATION	\$50,000.00							
<b>TOTAL NON DEPARTMENTAL</b>	<b>\$1,225,127.76</b>	<b>\$957,031.40</b>	<b>\$931,150.87</b>	<b>\$1,699,947.01</b>	<b>\$754,526.72</b>	<b>\$748,186.06</b>	<b>\$771,560.26</b>	





## SHERIFF DEPARTMENT EXPENSES\*\*\*\*\*

SHERIFF SALARY	\$50,925.00	\$50,000.04	\$50,000.04	\$50,000.08	\$47,500.08	\$46,500.00	\$45,000.00
DEPUTIES SALARY	\$1,125,313.94	\$1,086,250.36	\$1,028,433.23	\$958,000.28	\$840,024.11	\$809,991.23	\$881,377.87
RELIEF EMPLOYEE SALARY	\$25,000.00	\$3,000.00	\$4,192.50	\$9,202.50	\$6,240.00	\$16,857.44	\$22,661.25
CERTIFICATE PAY	\$14,000.00	\$0.00	\$0.00	\$0.00	\$0.00	\$0.00	\$0.00
LONGEVITY PAY	\$6,450.00	\$5,800.00	\$5,000.00	\$3,950.00	\$3,050.00	\$2,650.00	\$1,850.00
FICA MATCH	\$74,793.06	\$71,378.15	\$65,391.33	\$61,087.58	\$59,311.73	\$58,257.57	\$58,108.99
MEDICARE MATCH	\$17,950.33	\$17,130.76	\$15,293.24	\$14,286.45	\$13,871.28	\$13,624.35	\$13,589.58
TCDRS COUNTY MATCH	\$128,885.78	\$122,875.54	\$119,184.80	\$111,314.34	\$108,747.80	\$105,836.70	\$102,652.31
WORKER'S COMPENSATION	\$0.00	\$0.00	\$0.00	\$0.00	\$0.00	\$16,709.20	\$22,500.00
UNEMPLOYMENT	\$0.00	\$0.00	\$0.00	\$0.00	\$0.00	\$2,950.29	\$7,563.33
HOSP. & LIFE INSURANCE	\$368,090.00	\$357,890.00	\$306,398.25	\$284,384.39	\$266,804.30	\$229,403.53	\$217,608.75
MISCELLANEOUS, BONDS AND DUES	\$1,000.00	\$1,000.00	\$729.50	\$434.00	\$337.00	\$938.16	\$941.50
TRAVEL AND SCHOOLING	\$6,900.00	\$6,900.00	\$6,685.15	\$6,004.51	\$5,631.79	\$6,593.04	\$8,146.57
VEHICLE INSURANCE	\$7,000.00	\$7,000.00	\$5,303.00	\$5,754.00	\$2,581.60	\$2,340.00	\$2,575.00
MEDICAL EXAMS/SEXUAL ABUSE	\$3,000.00	\$3,000.00	\$1,753.60	\$589.00	\$1,087.00	\$2,166.00	\$0.00
INVESTIGATIONS	\$2,500.00	\$2,500.00	\$7,264.20	\$6,373.89	\$1,902.87	\$2,725.06	\$2,932.89
UTILITIES	\$42,000.00	\$42,000.00	\$38,754.40	\$40,529.89	\$39,494.87	\$38,578.16	\$35,112.86
COMMUNICATION MAINTENANCE	\$7,000.00	\$7,000.00	\$17,732.59	\$14,335.00	\$680.00	\$5,878.30	\$1,461.45
VEHICLE MAINTENANCE	\$16,000.00	\$16,000.00	\$11,801.83	\$26,558.37	\$16,627.69	\$14,826.02	\$19,082.79
BUILDING MAINTENANCE/JANITOR SUPPLIES	\$15,000.00	\$15,000.00	\$9,201.93	\$14,983.33	\$13,816.10	\$17,143.70	\$14,962.43
OFFICE SUPPLIES	\$8,000.00	\$8,000.00	\$7,645.89	\$8,342.39	\$6,830.49	\$7,521.48	\$5,474.66
UNIFORMS	\$9,000.00	\$9,000.00	\$7,786.59	\$6,155.94	\$2,458.52	\$4,362.61	\$5,269.10
AMMUNITION	\$4,800.00	\$4,800.00	\$4,566.31	\$4,812.51	\$7,081.16	\$4,723.94	\$4,862.49
PRISONER SUPPLIES/FOOD	\$60,000.00	\$50,000.00	\$40,825.47	\$47,895.63	\$37,107.77	\$42,245.28	\$54,864.72
MISCELLANEOUS PRISONER SUPPLIES	\$10,000.00	\$77,000.00	\$83,873.81	\$90,860.38	\$58,445.52	\$47,244.28	\$45,492.26
GAS & OIL	\$55,000.00	\$55,000.00	\$43,996.78	\$40,484.39	\$54,262.08	\$73,548.21	\$81,728.14
COMPUTER SOFTWARE MAINTENANCE	\$18,200.00	\$18,200.00	\$17,310.00	\$17,310.00	\$20,940.00	\$22,585.00	\$22,869.75
EQUIPMENT & FURNITURE	\$0.00	\$0.00	\$5,015.14	\$323.78	\$1,464.48	\$3,152.25	\$51,421.65
CAPITAL OUTLAY (VEHICLE)	\$110,000.00	\$100,000.00	\$117,147.43	\$116,189.46	\$87,573.40	\$0.00	\$0.00
SAFETY VESTS	\$0.00	\$0.00	\$0.00	\$0.00	\$0.00	\$0.00	\$0.00
BANK SERVICE CHARGE	\$0.00	\$0.00	\$0.00	\$0.00	\$0.00	\$0.00	\$0.00
<b>TOTAL SHERIFF DEPARTMENT</b>	<b>\$2,186,808.11</b>	<b>\$2,136,724.85</b>	<b>\$2,021,087.11</b>	<b>\$1,940,161.89</b>	<b>\$1,803,971.64</b>	<b>\$1,699,351.80</b>	<b>\$1,729,908.34</b>

**LAW LIBRARY EXPENSES\*\*\*\*\***

BOOKS	\$6,000.00	\$6,000.00	\$4,020.00	\$4,560.63	\$5,137.33	\$2,947.67	\$6,191.08
<b>TOTAL LAW LIBRARY</b>	<b>\$6,000.00</b>	<b>\$6,000.00</b>	<b>\$4,020.00</b>	<b>\$4,560.63</b>	<b>\$5,137.33</b>	<b>\$2,947.67</b>	<b>\$6,191.08</b>

DUE TO VOID OUTSTANDING CHECK					\$255.00	\$255.00	
TOTAL ALL EXPENSES*****	\$6,673,893.40	\$5,758,926.76	\$5,203,007.62	\$5,910,945.06	\$4,792,690.52	\$4,677,064.55	\$4,515,774.02
BALANCE END OF YEAR - CASH	\$711,374.47	\$626,585.35	\$70,844.01	\$320,171.11	\$285,571.02	\$419,818.21	\$376,166.09
BALANCE END OF YEAR - C.D./INVESTMENTS	\$0.00	\$0.00	\$1,507,593.40	\$1,250,176.31	\$2,000,605.55	\$2,255,016.85	\$2,600,683.20
TOTAL EXP. AND BALANCE*****	\$7,385,267.87	\$6,385,522.11	\$6,781,445.03	\$7,461,292.48	\$7,078,867.09	\$7,351,899.61	\$7,492,623.31

PRECINCT NO. 1 - ROAD AND BRIDGE FUND FARM TO MARKET AND LATERAL ROAD FUND RECEIPTS	FISCAL YEAR 2019 PROPOSED	FISCAL YEAR 2018 PROPOSED	FISCAL YEAR 2017 ACTUAL	FISCAL YEAR 2016 ACTUAL	FISCAL YEAR 2015 ACTUAL	FISCAL YEAR 2014 ACTUAL	FISCAL YEAR 2013 ACTUAL
TAXES - AD VALOREM (F.M. - 2178)	\$265,973.44	\$258,018.98	\$240,204.20	\$256,381.70	\$256,035.19	\$73,289.27	\$64,294.63
DELINQUENT TAXES (F.M.)	\$3,300.00	\$3,300.00	\$5,857.81	\$3,517.35	\$4,692.21	\$1,358.81	\$1,199.62
AUTO REGISTRATION (.25)	\$120,000.00	\$120,000.00	\$118,713.47	\$120,330.61	\$117,700.47	\$124,501.45	\$125,579.72
FEMA EMERGENCY FUND	\$0.00	\$0.00	\$0.00	\$0.00	\$0.00	\$0.00	\$0.00
GRANTS IN	\$0.00	\$0.00	\$0.00	\$27,080.71	\$30,379.33	\$0.00	\$0.00
ST COMP/GROSS AXLE WEIGHT FEES	\$0.00	\$0.00	\$14,084.17	\$17,078.03	\$17,614.79	\$15,037.77	\$12,864.82
COUNTY CLERK FEES & FINES	\$4,000.00	\$4,000.00	\$5,554.27	\$3,541.42	\$6,522.53	\$6,390.64	\$8,859.25
DISTRICT CLERK FEES & FINES	\$4,000.00	\$4,000.00	\$5,730.47	\$5,468.26	\$6,279.89	\$6,211.52	\$4,058.00
INTEREST INCOME	\$200.00	\$200.00	\$672.00	\$71.24	\$60.21	\$64.22	\$4,016.00
MISCELLANEOUS INCOME	\$0.00	\$0.00	\$10.20	\$0.00	\$0.00	\$0.00	\$2,000.00
MISCELLANEOUS REIMBURSEMENTS	\$0.00	\$0.00	\$0.00	\$0.00	\$0.00	\$1,001.51	\$1,779.48
SALE OF PROPERTY/EQUIPMENT	\$0.00	\$0.00	\$0.00	\$0.00	\$0.00	\$0.00	\$22,000.00
LATERAL ROAD FUNDS	\$0.00	\$0.00	\$5,732.52	\$5,732.50	\$5,732.01	\$5,914.43	\$5,738.09
<b>TOTAL RECEIPTS*****</b>	<b>\$397,473.44</b>	<b>\$389,518.98</b>	<b>\$396,559.11</b>	<b>\$439,201.82</b>	<b>\$447,016.63</b>	<b>\$234,369.62</b>	<b>\$252,389.61</b>
BEGINNING BALANCE - CASH	\$325,000.00	\$389,000.00	\$445,666.37	\$209,258.77	\$161,684.17	\$113,629.88	\$165,092.89
BEGINNING BALANCE - C.D./INVESTMENTS	\$0.00	\$0.00	\$0.00	\$200,724.43	\$200,664.22	\$235,214.47	\$250,000.00
<b>TOTAL RESOURCES*****</b>	<b>\$722,473.44</b>	<b>\$778,518.98</b>	<b>\$842,225.48</b>	<b>\$649,185.02</b>	<b>\$699,375.02</b>	<b>\$583,213.97</b>	<b>\$667,482.30</b>
ADD TRANSFERS FROM GENERAL FUND	\$60,000.00	\$60,000.00	\$35,000.00	\$60,000.00	\$60,000.00	\$60,000.00	\$60,000.00
ADD TRANSFERS FROM HEALTH INS.FUND COUNTY SHF	\$0.00	\$0.00	\$0.00	\$0.00	\$0.00	\$0.00	\$0.00
DEDUCT TRANSFERS TO .....	\$0.00	\$0.00	\$0.00	\$0.00	\$0.00	\$0.00	\$0.00
<b>TOTAL AVAILABLE RESOURCES*****</b>	<b>\$782,473.44</b>	<b>\$838,518.98</b>	<b>\$877,225.48</b>	<b>\$909,185.02</b>	<b>\$869,375.02</b>	<b>\$643,213.97</b>	<b>\$727,482.30</b>
<b>PRECINCT 1 - ROAD AND BRIDGE FUND EXPENDITURES</b>	<b>FISCAL YEAR 2018 PROPOSED</b>	<b>FISCAL YEAR 2018 PROPOSED</b>	<b>FISCAL YEAR 2017 ACTUAL</b>	<b>FISCAL YEAR 2016 ACTUAL</b>	<b>FISCAL YEAR 2015 ACTUAL</b>	<b>FISCAL YEAR 2014 ACTUAL</b>	<b>FISCAL YEAR 2013 ACTUAL</b>
<b>1. MAINTENANCE COSTS*****</b>							
COMMISSIONER'S WAGES	\$50,925.00	\$48,500.08	\$48,500.04	\$48,500.08	\$47,500.08	\$46,500.00	\$45,000.00
EMPLOYEES' WAGES	\$187,450.00	\$179,000.08	\$159,567.76	\$129,535.08	\$125,335.08	\$123,595.20	\$119,005.20
LONGEVITY BONUS	\$2,550.00	\$2,300.00	\$3,350.00	\$3,150.00	\$2,950.00	\$2,750.00	\$2,550.00
FICA MATCH	\$15,057.81	\$14,362.51	\$12,951.86	\$11,102.06	\$10,769.12	\$10,610.31	\$10,221.95
MEDICARE MATCH	\$3,613.88	\$3,447.00	\$3,029.13	\$2,596.44	\$2,518.56	\$2,481.40	\$2,390.59
TCDRS COUNTY MATCH	\$25,401.75	\$24,178.01	\$23,189.95	\$19,651.51	\$19,189.46	\$18,727.54	\$18,045.54
WORKER'S COMPENSATION	\$0.00	\$0.00	\$0.00	\$0.00	\$0.00	\$4,853.60	\$4,017.84
UNEMPLOYMENT	\$0.00	\$0.00	\$0.00	\$0.00	\$0.00	\$398.28	\$542.94
HOSPITALIZATION, LIFE & AD&D INS	\$70,790.00	\$68,825.00	\$54,966.62	\$47,524.08	\$46,003.08	\$43,439.84	\$41,055.48
<b>1. TOTAL MAINTENANCE COSTS*****</b>	<b>\$355,788.44</b>	<b>\$340,612.68</b>	<b>\$305,155.36</b>	<b>\$262,059.25</b>	<b>\$254,265.38</b>	<b>\$253,356.17</b>	<b>\$242,829.54</b>
<b>2. CONSTRUCTION COSTS*****</b>							
ROAD MATERIALS	\$70,000.00	\$65,000.00	\$77,991.38	\$38,690.23	\$39,087.99	\$58,283.08	\$58,828.89
UTILITIES	\$6,000.00	\$6,000.00	\$4,973.81	\$4,589.15	\$4,375.48	\$4,917.13	\$4,692.68
GAS AND OIL	\$70,000.00	\$75,000.00	\$47,563.91	\$45,477.81	\$58,017.25	\$74,222.80	\$73,373.23
PARTS, REPAIRS, AND SUPPLIES	\$25,000.00	\$20,000.00	\$15,827.33	\$18,430.18	\$16,134.47	\$12,642.87	\$26,560.38
LABOR(LEASE EQUIPMENT)	\$10,000.00	\$10,000.00	\$2,284.44	\$6,296.66	\$4,419.28	\$3,354.20	\$8,341.35
CULVERTS AND BRIDGES	\$5,000.00	\$4,000.00	\$1,748.70	\$0.00	\$4,104.00	\$5,088.00	\$0.00
INSURANCE OF VEHICLES	\$5,000.00	\$5,000.00	\$3,486.00	\$3,317.60	\$3,904.60	\$3,700.33	\$1,609.25
<b>2. TOTAL CONSTRUCTION COSTS*****</b>	<b>\$181,000.00</b>	<b>\$185,000.00</b>	<b>\$153,875.67</b>	<b>\$116,801.43</b>	<b>\$128,043.07</b>	<b>\$162,208.41</b>	<b>\$174,395.78</b>
<b>3. CAPITAL OUTLAY*****</b>							
ROAD MACHINERY, AUTO., & TOOLS	\$70,000.00	\$40,000.00	\$1,472.21	\$28,785.33	\$19,700.00	\$25,339.75	\$98,655.00
BARN	\$2,000.00	\$5,000.00	\$598.26	\$0.00	\$374.00	\$49.74	\$0.00
RIGHT-OF-WAY	\$0.00	\$0.00	\$0.00	\$0.00	\$0.00	\$0.00	\$0.00
EQUIPMENT NOTES PAYABLE	\$60,000.00	\$30,000.00	\$30,000.00	\$30,000.00	\$30,000.00	\$30,000.00	\$30,000.00
GRANTS OUT	\$0.00	\$0.00	\$0.00	\$21,969.52	\$25,118.86	\$0.00	\$0.00
<b>3. TOTAL CAPITAL OUTLAY*****</b>	<b>\$132,000.00</b>	<b>\$75,000.00</b>	<b>\$32,070.47</b>	<b>\$80,754.85</b>	<b>\$75,192.86</b>	<b>\$55,389.49</b>	<b>\$128,655.00</b>
<b>4. MISCELLANEOUS/CONTINGENCY*****</b>	<b>\$10,000.00</b>	<b>\$10,000.00</b>	<b>\$1,468.70</b>	<b>\$2,812.20</b>	<b>\$1,665.51</b>	<b>\$3,738.05</b>	<b>\$1,855.93</b>
<b>7. SCHOOLING*****</b>	<b>\$1,500.00</b>	<b>\$1,500.00</b>	<b>\$2,862.55</b>	<b>\$1,090.92</b>	<b>\$225.00</b>	<b>\$1,279.49</b>	<b>\$1,096.37</b>
<b>8. LATERAL ROAD EXPENSE*****</b>	<b>\$0.00</b>	<b>\$0.00</b>	<b>\$0.00</b>	<b>\$0.00</b>	<b>\$0.00</b>	<b>\$0.00</b>	<b>\$0.00</b>
<b>9. BANK SERVICE CHARGE*****</b>	<b>\$0.00</b>	<b>\$0.00</b>	<b>\$0.00</b>	<b>\$0.00</b>	<b>\$0.00</b>	<b>\$0.00</b>	<b>\$0.00</b>
<b>TOTAL EXPENDITURES*****</b>	<b>\$690,288.44</b>	<b>\$612,112.68</b>	<b>\$495,432.66</b>	<b>\$463,518.66</b>	<b>\$459,391.82</b>	<b>\$475,971.61</b>	<b>\$548,832.62</b>
BALANCE, END OF YEAR - CASH	\$92,185.00	\$226,406.30	\$31,120.83	\$445,666.37	\$209,258.77	-\$33,421.86	\$178,649.68
BALANCE, END OF YEAR - C.D./INVESTMENTS	\$0.00	\$0.00	\$350,672.00	\$0.00	\$200,724.43	\$200,664.22	\$0.00
<b>TOTAL EXPENDITURES &amp; BALANCE*****</b>	<b>\$782,473.44</b>	<b>\$838,518.98</b>	<b>\$877,225.48</b>	<b>\$909,185.02</b>	<b>\$869,375.02</b>	<b>\$643,213.97</b>	<b>\$727,482.30</b>

PRECINCT NO. 2 - ROAD AND BRIDGE FUND FARM TO MARKET & LATERAL ROAD FUND RECEIPTS	FISCAL YEAR 2019 PROPOSED	FISCAL YEAR 2018 PROPOSED	FISCAL YEAR 2017 ACTUAL	FISCAL YEAR 2016 ACTUAL	FISCAL YEAR 2015 ACTUAL	FISCAL YEAR 2014 ACTUAL	FISCAL YEAR 2013 ACTUAL
TAXES - AD VALOREM (F.M. - 1762)	\$215,172.27	\$208,737.12	\$195,063.55	\$207,412.60	\$207,132.27	\$59,290.91	\$52,014.28
DELINQUENT TAXES (F.M.)	\$2,700.00	\$2,700.00	\$4,000.43	\$2,845.60	\$3,141.10	\$1,099.25	\$970.46
AUTO REGISTRATION (.25)	\$120,000.00	\$120,000.00	\$118,713.49	\$120,330.66	\$117,907.99	\$124,501.51	\$125,579.65
FEMA EMERGENCY FUNDS	\$0.00	\$0.00	\$0.00	\$46,243.52	\$0.00	\$0.00	\$0.00
GRANTS IN	\$0.00	\$0.00	\$0.00	\$11,305.24	\$10,808.30	\$0.00	\$0.00
ST.COMP./GROSS & AXLE FEES	\$10,000.00	\$4,000.00	\$11,394.08	\$13,816.11	\$14,250.39	\$12,165.54	\$10,407.64
COUNTY CLERK FEES & FINES	\$4,000.00	\$4,000.00	\$5,554.27	\$3,541.43	\$8,199.72	\$6,390.61	\$8,859.24
DISTRICT CLERK FEES & FINES	\$5,000.00	\$4,000.00	\$5,730.49	\$5,468.26	\$5,977.01	\$6,211.52	\$4,058.00
INTEREST INCOME	\$100.00	\$50.00	\$339.59	\$50.34	\$30.16	\$527.16	\$407.77
MISCELLANEOUS INCOME	\$0.00	\$0.00	\$0.00	\$0.00	\$600.00	\$50.00	\$325.00
MISCELLANEOUS REIMBURSEMENTS	\$0.00	\$0.00	\$57.50	\$233.63	\$63.04	\$1,073.59	\$592.23
SALE OF PROPERTY /EQUIPMENT	\$0.00	\$0.00	\$2.00	\$0.00	\$15,000.00	\$11,251.00	\$0.00
LATERAL ROAD FUNDS	\$4,000.00	\$0.00	\$4,737.60	\$4,637.60	\$4,637.19	\$4,784.77	\$4,642.11
<b>TOTAL RECEIPTS*****</b>	<b>\$360,972.27</b>	<b>\$343,487.12</b>	<b>\$345,591.00</b>	<b>\$415,884.99</b>	<b>\$387,768.17</b>	<b>\$227,345.86</b>	<b>\$207,856.38</b>
BEGINNING BALANCE - CASH	\$115,000.00	\$200,000.00	\$286,510.61	\$161,449.87	\$159,501.72	\$52,950.88	\$261,063.59
BEGINNING BALANCE - C.D./INVESTMENTS	\$0.00	\$0.00	\$0.00	\$100,557.32	\$100,527.16	\$200,182.52	\$0.00
<b>TOTAL RESOURCES*****</b>	<b>\$476,972.27</b>	<b>\$543,487.12</b>	<b>\$632,101.61</b>	<b>\$677,892.18</b>	<b>\$647,797.05</b>	<b>\$480,479.06</b>	<b>\$468,919.97</b>
ADD TRANSFERS FROM GENERAL FUND	\$60,000.00	\$60,000.00	\$35,000.00	\$60,000.00	\$60,000.00	\$60,000.00	\$60,000.00
ADD TRANSFERS FROM HEALTH INS.FUND COUNTY SHF	\$0.00	\$0.00	\$0.00	\$0.00	\$0.00	\$0.00	\$0.00
DEDUCT TRANSFERS TO FUND	\$0.00	\$0.00	\$0.00	\$0.00	\$0.00	\$0.00	\$0.00
ADJUSTING JE FROM AUDITORS	\$0.00	\$0.00	\$0.00	\$0.00	\$1,073.05	\$0.00	\$0.00
<b>TOTAL AVAILABLE RESOURCES*****</b>	<b>\$535,972.27</b>	<b>\$603,487.12</b>	<b>\$667,101.61</b>	<b>\$737,892.18</b>	<b>\$708,870.10</b>	<b>\$540,479.06</b>	<b>\$528,919.97</b>
=====							
PRECINCT 2 - ROAD AND BRIDGE FUND EXPENDITURES	FISCAL YEAR 2019 PROPOSED	FISCAL YEAR 2018 PROPOSED	FISCAL YEAR 2017 ACTUAL	FISCAL YEAR 2016 ACTUAL	FISCAL YEAR 2015 ACTUAL	FISCAL YEAR 2014 ACTUAL	FISCAL YEAR 2013 ACTUAL
<b>1. MAINTENANCE COSTS*****</b>							
COMMISSIONER'S WAGES	\$50,925.00	\$48,500.08	\$48,500.04	\$48,500.08	\$47,500.08	\$46,500.00	\$45,000.00
EMPLOYEE WAGES	\$133,350.00	\$127,000.08	\$127,000.08	\$127,666.68	\$123,684.56	\$121,000.20	\$116,500.20
LONGEVITY BONUS	\$3,750.00	\$3,550.00	\$3,350.00	\$3,700.00	\$3,500.00	\$3,300.00	\$3,100.00
FICA MATCH	\$11,751.56	\$11,190.63	\$10,616.04	\$10,942.98	\$10,798.58	\$10,559.09	\$10,177.93
MEDICARE MATCH	\$2,820.38	\$2,685.75	\$2,482.72	\$2,559.23	\$2,525.52	\$2,469.40	\$2,380.40
TCORS COUNTY MATCH	\$20,682.75	\$19,695.51	\$19,673.50	\$19,785.34	\$19,215.26	\$18,788.04	\$18,106.04
WORKER'S COMPENSATION	\$0.00	\$0.00	\$0.00	\$0.00	\$0.00	\$4,853.60	\$4,017.84
UNEMPLOYMENT	\$0.00	\$0.00	\$0.00	\$0.00	\$0.00	\$392.52	\$532.80
HOSPITALIZATION, LIFE & AD&D INS	\$58,632.00	\$55,060.00	\$49,415.36	\$46,569.59	\$46,043.12	\$43,492.64	\$41,097.28
<b>1. TOTAL MAINTENANCE COSTS*****</b>	<b>\$279,911.69</b>	<b>\$267,682.05</b>	<b>\$261,037.74</b>	<b>\$259,723.90</b>	<b>\$253,267.12</b>	<b>\$251,355.49</b>	<b>\$240,912.49</b>
<b>2. CONSTRUCTION COSTS*****</b>							
ROAD MATERIALS	\$55,000.00	\$55,000.00	\$68,641.30	\$51,508.29	\$46,437.22	\$48,683.56	\$47,010.98
UTILITIES	\$5,000.00	\$5,000.00	\$3,005.71	\$2,535.51	\$3,051.43	\$3,652.98	\$3,095.21
GAS AND OIL	\$65,000.00	\$65,000.00	\$42,690.62	\$42,892.75	\$45,778.28	\$66,022.10	\$65,627.71
PARTS, REPAIRS, AND SUPPLIES	\$15,000.00	\$16,000.00	\$12,322.20	\$15,193.80	\$15,290.19	\$16,635.21	\$14,529.30
LABOR(LEASE EQUIPMENT)	\$12,000.00	\$15,000.00	\$6,634.66	\$10,418.98	\$9,421.50	\$6,824.40	\$8,915.00
CULVERTS AND BRIDGES	\$2,500.00	\$2,500.00	\$2,411.64	\$200.00	\$0.00	\$0.00	\$3,317.92
INSURANCE OF VEHICLES	\$4,000.00	\$5,000.00	\$3,310.00	\$2,252.60	\$2,740.60	\$2,783.86	\$1,067.25
<b>2. TOTAL CONSTRUCTION COSTS*****</b>	<b>\$158,500.00</b>	<b>\$163,500.00</b>	<b>\$139,016.13</b>	<b>\$125,001.93</b>	<b>\$122,719.22</b>	<b>\$144,702.11</b>	<b>\$143,563.37</b>
<b>3. CAPITAL OUTLAY*****</b>							
ROAD MACHINERY, AUTO, & TOOLS	\$20,000.00	\$28,000.00	\$2,495.00	\$11,681.56	\$24,631.50	\$10,000.00	\$0.00
EQUIPMENT NOTES PAYABLE	\$65,600.00	\$59,000.00	\$54,592.77	\$43,000.00	\$33,000.00	\$26,252.80	\$26,273.80
GRANTS OUT	\$0.00	\$0.00	\$0.00	\$9,186.20	\$10,679.09	\$0.00	\$0.00
BARN	\$1,000.00	\$1,000.00	\$446.50	\$253.74	\$66.93	\$227.90	\$318.20
RIGHT-OF-WAY	\$0.00	\$0.00	\$0.00	\$0.00	\$0.00	\$0.00	\$0.00
<b>3. TOTAL CAPITAL OUTLAY*****</b>	<b>\$86,600.00</b>	<b>\$88,000.00</b>	<b>\$57,534.27</b>	<b>\$64,121.50</b>	<b>\$68,377.52</b>	<b>\$36,480.70</b>	<b>\$26,582.00</b>
<b>4. MISCELLANEOUS/CONTINGENCY*****</b>	<b>\$2,500.00</b>	<b>\$2,500.00</b>	<b>\$976.74</b>	<b>\$1,454.32</b>	<b>\$2,274.05</b>	<b>\$4,698.61</b>	<b>\$1,347.39</b>
<b>6. SCHOOLING*****</b>	<b>\$1,500.00</b>	<b>\$1,500.00</b>	<b>\$872.95</b>	<b>\$1,079.92</b>	<b>\$225.00</b>	<b>\$1,062.00</b>	<b>\$1,058.82</b>
<b>8. LATERAL ROAD EXPENSE*****</b>	<b>\$0.00</b>	<b>\$0.00</b>	<b>\$0.00</b>	<b>\$0.00</b>	<b>\$0.00</b>	<b>\$0.00</b>	<b>\$0.00</b>
<b>9. BANK SERVICE CHARGES*****</b>	<b>\$0.00</b>	<b>\$0.00</b>	<b>\$0.00</b>	<b>\$0.00</b>	<b>\$0.00</b>	<b>\$0.00</b>	<b>\$0.00</b>
<b>TOTAL EXPENDITURES*****</b>	<b>\$529,011.69</b>	<b>\$523,182.05</b>	<b>\$459,437.83</b>	<b>\$451,381.57</b>	<b>\$446,862.91</b>	<b>\$438,298.91</b>	<b>\$413,474.07</b>
BALANCE, END OF YEAR - CASH	\$6,960.58	\$80,305.07	\$7,224.19	\$286,510.61	\$161,449.87	\$1,652.99	\$115,445.90
BALANCE, END OF YEAR - C.D./INVESTMENTS	\$0.00	\$0.00	\$200,339.59	\$0.00	\$100,557.32	\$100,527.16	\$0.00
<b>TOTAL EXPENDITURES &amp; BALANCE*****</b>	<b>\$535,972.27</b>	<b>\$603,487.12</b>	<b>\$667,001.61</b>	<b>\$737,892.18</b>	<b>\$708,870.10</b>	<b>\$540,479.06</b>	<b>\$528,919.97</b>

\*\*\*\*\*

PRECINCT NO. 3 - ROAD AND BRIDGE FUND FARM TO MARKET AND LATERAL ROAD FUND RECEIPTS	FISCAL YEAR 2019 PROPOSED	FISCAL YEAR 2018 PROPOSED	FISCAL YEAR 2017 ACTUAL	FISCAL YEAR 2016 ACTUAL	FISCAL YEAR 2015 ACTUAL	FISCAL YEAR 2014 ACTUAL	FISCAL YEAR 2013 ACTUAL
TAXES - AD VALOREM (F.M. - 2852)	\$360,482.93	\$349,711.67	\$326,803.30	\$347,492.63	\$347,022.86	\$99,334.13	\$87,143.08
DELINQUENT TAXES (F.M.)	\$4,400.00	\$4,400.00	\$6,702.31	\$4,767.39	\$6,359.61	\$1,841.63	\$1,625.83
AUTO REGISTRATION (.25)	\$120,000.00	\$120,000.00	\$118,713.42	\$120,330.59	\$117,700.37	\$124,501.38	\$125,579.36
FEMA EMERGENCY FUNDS	\$0.00	\$0.00	\$0.00	\$32,969.83	\$0.00	\$0.00	\$0.00
GRANTS IN	\$0.00	\$0.00	\$45,013.31	\$52,066.48	\$58,105.14	\$0.00	\$0.00
ST.COMP./GROSS & AXLE FEES	\$20,000.00	\$20,000.00	\$19,089.28	\$23,147.08	\$23,874.85	\$20,385.02	\$17,436.81
COUNTY CLERK FEES & FINES	\$4,000.00	\$4,000.00	\$5,554.27	\$3,541.43	\$6,522.53	\$6,390.94	\$8,859.27
DISTRICT CLERK FEES & FINES	\$4,000.00	\$4,000.00	\$5,730.48	\$5,468.28	\$6,279.86	\$6,211.49	\$4,058.00
INTEREST INCOME	\$50.00	\$50.00	\$189.80	\$65.82	\$50.20	\$651.85	\$781.94
MISCELLANEOUS INCOME	\$0.00	\$0.00	\$652.65	\$32.74	\$81,198.00	\$800.00	\$0.00
MISCELLANEOUS REIMBURSEMENTS	\$0.00	\$0.00	\$0.00	\$1,115.00	\$0.00	\$1,000.00	\$358.60
SALE OF PROPERTY/EQUIPMENT	\$0.00	\$0.00	\$8,556.63	\$0.00	\$0.00	\$0.00	\$0.00
LATERAL ROAD FUNDS	\$6,000.00	\$6,000.00	\$7,769.69	\$7,769.69	\$7,769.01	\$8,016.25	\$7,772.24
<b>TOTAL RECEIPTS*****</b>	<b>\$518,942.93</b>	<b>\$508,161.67</b>	<b>\$544,754.14</b>	<b>\$598,766.96</b>	<b>\$656,802.23</b>	<b>\$269,132.39</b>	<b>\$253,629.93</b>
BEGINNING BALANCE - CASH	\$55,000.00	\$55,000.00	\$261,443.89	\$120,807.69	\$136,530.75	\$73,809.59	\$113,733.94
BEGINNING BALANCE - C.D./INVESTMENTS	\$0.00	\$0.00	\$0.00	\$200,706.05	\$200,651.85	\$265,241.86	\$297,408.90
<b>TOTAL RESOURCES*****</b>	<b>\$573,942.93</b>	<b>\$563,161.67</b>	<b>\$806,198.03</b>	<b>\$920,280.70</b>	<b>\$993,984.83</b>	<b>\$608,183.84</b>	<b>\$664,772.77</b>
ADD TRANSFERS FROM GENERAL FUND	\$60,000.00	\$60,000.00	\$35,000.00	\$60,000.00	\$60,000.00	\$60,000.00	\$60,000.00
ADD TRANSFERS FROM HEALTH INS.FUND COUNTY SH/	\$0.00	\$0.00	\$0.00	\$0.00	\$0.00	\$0.00	\$0.00
DEDUCT TRANSFERS TO .....	\$0.00	\$0.00	\$0.00	\$0.00	\$0.00	\$0.00	\$0.00
<b>TOTAL AVAILABLE RESOURCES*****</b>	<b>\$633,942.93</b>	<b>\$623,161.67</b>	<b>\$841,198.03</b>	<b>\$980,280.70</b>	<b>\$1,053,984.83</b>	<b>\$668,183.84</b>	<b>\$724,772.77</b>

PRECINCT 3 - ROAD AND BRIDGE FUND EXPENDITURES	FISCAL YEAR 2019 PROPOSED	FISCAL YEAR 2018 PROPOSED	FISCAL YEAR 2017 ACTUAL	FISCAL YEAR 2016 ACTUAL	FISCAL YEAR 2015 ACTUAL	FISCAL YEAR 2014 ACTUAL	FISCAL YEAR 2013 ACTUAL
---	---------------------------------	---------------------------------	-------------------------------	-------------------------------	-------------------------------	-------------------------------	-------------------------------

<b>1. MAINTENANCE COSTS*****</b>							
COMMISSIONER'S WAGES	\$50,925.00	\$48,500.08	\$48,500.04	\$48,500.08	\$47,500.08	\$46,500.00	\$45,000.00
EMPLOYEE WAGES	\$152,300.00	\$168,000.00	\$168,000.00	\$168,450.00	\$135,334.27	\$120,400.24	\$124,185.24
LONGEVITY BONUS	\$2,700.00	\$2,450.00	\$2,200.00	\$1,950.00	\$1,750.00	\$1,550.00	\$2,050.00
FICA MATCH	\$12,800.00	\$13,684.38	\$13,482.86	\$13,495.77	\$11,392.71	\$10,364.46	\$10,223.92
MEDICARE MATCH	\$3,100.00	\$3,284.50	\$3,153.32	\$3,156.20	\$2,664.38	\$2,423.82	\$2,391.13
TCDRS COUNTY MATCH	\$20,500.00	\$24,084.50	\$24,057.03	\$24,078.97	\$18,993.27	\$18,485.62	\$17,880.62
WORKER'S COMPENSATION	\$0.00	\$0.00	\$0.00	\$0.00	\$0.00	\$5,008.80	\$4,017.84
UNEMPLOYMENT	\$0.00	\$0.00	\$0.00	\$0.00	\$0.00	\$386.83	\$543.75
HOSPITALIZATION, LIFE & AD&D INS	\$56,632.00	\$68,825.00	\$61,749.76	\$58,490.54	\$46,043.12	\$43,492.64	\$38,528.83
<b>1. TOTAL MAINTENANCE COSTS*****</b>	<b>\$298,957.00</b>	<b>\$328,828.46</b>	<b>\$321,143.81</b>	<b>\$318,121.56</b>	<b>\$263,677.83</b>	<b>\$248,612.41</b>	<b>\$244,821.33</b>
<b>2. CONSTRUCTION COSTS*****</b>							
ROAD MATERIALS	\$80,000.00	\$80,000.00	\$144,737.28	\$139,237.95	\$133,165.84	\$136,458.67	\$122,290.18
UTILITIES	\$3,500.00	\$3,500.00	\$2,835.55	\$3,032.71	\$3,190.09	\$3,582.61	\$3,289.01
GAS AND OIL	\$48,000.00	\$40,000.00	\$57,166.84	\$53,484.19	\$70,928.75	\$86,683.96	\$79,054.01
PARTS, REPAIRS, AND SUPPLIES	\$38,000.00	\$28,000.00	\$28,910.34	\$38,206.91	\$34,289.74	\$45,082.02	\$33,728.47
LABOR(LEASE EQUIPMENT)	\$10,000.00	\$10,000.00	\$19,052.67	\$33,858.92	\$21,960.09	\$12,941.53	\$28,881.13
CULVERTS AND BRIDGES	\$5,000.00	\$5,000.00	\$7,549.83	\$4,338.75	\$5,234.10	\$1,692.00	\$22,305.28
INSURANCE OF VEHICLES	\$5,000.00	\$5,500.00	\$4,187.00	\$4,890.60	\$4,117.51	\$3,950.93	\$2,153.25
<b>2. TOTAL CONSTRUCTION COSTS*****</b>	<b>\$190,500.00</b>	<b>\$172,000.00</b>	<b>\$264,469.61</b>	<b>\$277,060.03</b>	<b>\$272,886.12</b>	<b>\$290,401.72</b>	<b>\$291,701.33</b>
<b>3. CAPITAL OUTLAY*****</b>							
ROAD MACHINERY, AUTO., & TOOLS	\$4,000.00	\$0.00	\$20,600.00	\$28,317.50	\$90,468.90	\$14,809.51	\$5,900.00
EQUIPMENT NOTES PAYABLE	\$92,130.00	\$92,000.00	\$57,425.30	\$52,425.30	\$38,545.70	\$32,326.44	\$69,659.35
GRANTS OUT	\$0.00	\$0.00	\$36,825.56	\$37,826.30	\$60,239.55	\$0.00	\$0.00
BARN	\$1,500.00	\$1,000.00	\$1,892.48	\$0.00	\$1,015.08	\$2,943.69	\$871.47
RIGHT-OF-WAY	\$0.00	\$0.00	\$0.00	\$0.00	\$0.00	\$0.00	\$0.00
<b>3. TOTAL CAPITAL OUTLAY*****</b>	<b>\$97,630.00</b>	<b>\$93,000.00</b>	<b>\$116,543.34</b>	<b>\$118,569.10</b>	<b>\$190,269.21</b>	<b>\$50,079.64</b>	<b>\$76,430.82</b>
<b>4. MISCELLANEOUS/CONTINGENCY*****</b>	<b>\$2,000.00</b>	<b>\$2,500.00</b>	<b>\$6,874.91</b>	<b>\$3,870.80</b>	<b>\$5,412.93</b>	<b>\$5,170.09</b>	<b>\$2,100.29</b>
<b>6. SCHOOLING*****</b>	<b>\$1,500.00</b>	<b>\$1,500.00</b>	<b>\$754.60</b>	<b>\$1,215.32</b>	<b>\$225.00</b>	<b>\$1,192.29</b>	<b>\$1,344.42</b>
<b>8. LATERAL ROAD EXPENSE*****</b>	<b>\$0.00</b>	<b>\$0.00</b>	<b>\$0.00</b>	<b>\$0.00</b>	<b>\$0.00</b>	<b>\$0.00</b>	<b>\$0.00</b>
<b>9. BANK SERVICE CHARGES*****</b>	<b>\$0.00</b>	<b>\$0.00</b>	<b>\$0.00</b>	<b>\$0.00</b>	<b>\$0.00</b>	<b>\$0.00</b>	<b>\$0.00</b>
<b>TOTAL EXPENDITURES*****</b>	<b>\$590,587.00</b>	<b>\$597,828.46</b>	<b>\$709,785.37</b>	<b>\$718,836.81</b>	<b>\$732,471.09</b>	<b>\$695,466.15</b>	<b>\$616,398.19</b>
BALANCE, END OF YEAR - CASH	\$43,355.93	\$25,333.21	\$31,242.86	\$261,443.89	\$120,807.69	-\$127,924.16	\$108,374.58
BALANCE, END OF YEAR - C.D./INVESTMENTS	\$0.00	\$0.00	\$100,086.30	\$0.00	\$200,706.05	\$200,651.85	\$0.00
<b>TOTAL EXPENDITURES &amp; BALANCE*****</b>	<b>\$633,942.93</b>	<b>\$623,161.67</b>	<b>\$841,114.53</b>	<b>\$980,280.70</b>	<b>\$1,053,984.83</b>	<b>\$668,183.84</b>	<b>\$724,772.77</b>

PRECINCT NO. 4 - ROAD AND BRIDGE FUND FARM TO MARKET AND LATERAL ROAD FUND	FISCAL YEAR 2019 PROPOSED	FISCAL YEAR 2018 PROPOSED	FISCAL YEAR 2017 ACTUAL	FISCAL YEAR 2016 ACTUAL	FISCAL YEAR 2015 ACTUAL	FISCAL YEAR 2014 ACTUAL	FISCAL YEAR 2013 ACTUAL
<b>RECEIPTS</b>							
TAXES - AD VALOREM (F.M. - 3108)	\$368,192.37	\$368,192.37	\$344,073.38	\$365,855.99	\$365,361.45	\$104,583.54	\$91,748.18
DELINQUENT TAXES (F.M.)	\$4,800.00	\$4,800.00	\$7,056.40	\$5,019.30	\$6,695.53	\$1,938.88	\$1,711.71
AUTO REGISTRATION (.25)	\$120,000.00	\$120,000.00	\$118,713.39	\$120,330.46	\$117,700.29	\$124,501.28	\$125,579.30
FEMA EMERGENCY FUNDS	\$0.00	\$0.00	\$26,514.33	\$0.00	\$0.00	\$0.00	\$0.00
GRANTS IN	\$0.00	\$0.00	\$36,238.16	\$62,693.85	\$79,473.48	\$0.00	\$0.00
ST.COMP./GROSS & AXLE FEES	\$0.00	\$0.00	\$20,098.04	\$24,370.24	\$25,136.30	\$21,455.56	\$18,358.05
COUNTY CLERK FEES & FINES	\$4,000.00	\$4,000.00	\$5,554.26	\$3,541.43	\$8,522.47	\$6,390.62	\$8,859.24
DISTRICT CLERK FEES & FINES	\$4,000.00	\$4,000.00	\$5,730.48	\$5,468.28	\$6,279.86	\$6,211.49	\$4,058.00
INTEREST INCOME	\$50.00	\$50.00	\$587.10	\$81.13	\$90.24	\$737.77	\$5,656.98
MISCELLANEOUS INCOME	\$0.00	\$0.00	\$1,866.99	\$2,268.31	\$489.00	\$200.00	\$2,883.35
MISCELLANEOUS REIMBURSEMENTS	\$0.00	\$0.00	\$0.00	\$2,003.36	\$51.72	\$1,000.00	\$9,574.42
SALE OF PROPERTY/EQUIPMENT	\$0.00	\$0.00	\$27,885.00	\$15,312.00	\$5,970.38	\$0.00	\$8,010.00
LATERAL ROAD FUNDS	\$0.00	\$0.00	\$8,180.28	\$8,180.30	\$8,179.55	\$8,439.87	\$8,188.23
<b>TOTAL RECEIPTS*****</b>	<b>\$501,042.37</b>	<b>\$501,042.37</b>	<b>\$602,495.81</b>	<b>\$615,124.65</b>	<b>\$623,950.27</b>	<b>\$275,459.01</b>	<b>\$284,627.46</b>
BEGINNING BALANCE - CASH	\$310,000.00	\$300,000.00	\$378,665.48	\$138,142.19	\$162,549.91	\$200,705.79	\$75,992.11
BEGINNING BALANCE - C.D./INVESTMENTS	\$0.00	\$0.00	\$0.00	\$300,828.01	\$300,737.77	\$285,241.86	\$367,459.25
<b>TOTAL RESOURCES*****</b>	<b>\$811,042.37</b>	<b>\$801,042.37</b>	<b>\$981,161.29</b>	<b>\$1,052,094.85</b>	<b>\$1,087,237.95</b>	<b>\$741,406.66</b>	<b>\$728,078.82</b>
ADD TRANSFERS FROM GENERAL FUND	\$60,000.00	\$60,000.00	\$35,000.00	\$60,000.00	\$60,000.00	\$60,000.00	\$60,000.00
ADD TRANSFERS FROM HEALTH INS.FUND COUNTY SHF	\$0.00	\$0.00	\$0.00	\$0.00	\$0.00	\$0.00	\$0.00
DEDUCT TRANSFERS TO FUND	\$0.00	\$0.00	\$0.00	\$0.00	\$0.00	\$0.00	\$0.00
<b>TOTAL AVAILABLE RESOURCES*****</b>	<b>\$871,042.37</b>	<b>\$861,042.37</b>	<b>\$1,016,161.29</b>	<b>\$1,112,094.85</b>	<b>\$1,147,237.95</b>	<b>\$801,406.66</b>	<b>\$788,078.82</b>
<b>PRECINCT 4 - ROAD AND BRIDGE FUND EXPENDITURES</b>							
<b>1. MAINTENANCE COSTS*****</b>							
COMMISSIONER'S WAGES	\$50,925.00	\$48,500.04	\$48,500.04	\$48,500.08	\$47,500.08	\$46,500.00	\$45,000.00
EMPLOYEE WAGES	\$177,450.00	\$169,000.08	\$180,860.84	\$204,933.70	\$175,347.88	\$153,117.24	\$153,433.04
LONGEVITY BONUS	\$1,800.00	\$1,650.00	\$1,400.00	\$1,250.00	\$1,600.00	\$1,400.00	\$1,400.00
FICA MATCH	\$14,385.94	\$13,696.88	\$13,604.13	\$14,881.21	\$13,488.44	\$12,003.88	\$11,772.95
MEDICARE MATCH	\$3,452.63	\$3,287.25	\$3,181.59	\$3,480.28	\$3,154.54	\$2,807.22	\$2,753.41
TCDRS COUNTY MATCH	\$25,319.25	\$24,106.51	\$24,632.98	\$27,751.15	\$23,487.98	\$20,779.06	\$21,537.83
WORKER'S COMPENSATION	\$0.00	\$0.00	\$0.00	\$0.00	\$0.00	\$5,008.80	\$5,308.16
UNEMPLOYMENT	\$0.00	\$0.00	\$0.00	\$0.00	\$0.00	\$488.16	\$707.39
HOSPITALIZATION, LIFE & AD&D INS	\$70,790.00	\$68,825.00	\$82,805.72	\$64,494.95	\$46,983.53	\$47,141.78	\$49,632.30
Temporary Help	\$10,000.00						
<b>1. TOTAL MAINTENANCE COSTS*****</b>	<b>\$354,122.82</b>	<b>\$329,065.76</b>	<b>\$334,985.08</b>	<b>\$365,291.37</b>	<b>\$311,562.45</b>	<b>\$289,246.14</b>	<b>\$291,545.08</b>
<b>2. CONSTRUCTION COSTS*****</b>							
ROAD MATERIALS	\$130,000.00	\$120,000.00	\$90,940.17	\$90,088.22	\$76,283.09	\$100,259.99	\$82,856.24
UTILITIES	\$6,000.00	\$6,000.00	\$5,018.40	\$5,182.00	\$4,831.65	\$3,759.68	\$3,658.84
GAS AND OIL	\$80,000.00	\$80,000.00	\$62,280.07	\$49,223.30	\$91,427.45	\$80,548.16	\$64,312.85
PARTS, REPAIRS, AND SUPPLIES	\$36,000.00	\$36,000.00	\$23,521.72	\$29,325.76	\$18,332.67	\$35,563.14	\$28,147.13
LABOR(LEASE EQUIPMENT)	\$25,000.00	\$35,000.00	\$1,520.00	\$9,153.28	\$4,403.50	\$7,290.30	\$11,841.14
CULVERTS AND BRIDGES	\$12,000.00	\$12,000.00	\$7,233.18	\$11,163.17	\$12,618.95	\$6,713.28	\$8,102.80
INSURANCE OF VEHICLES	\$8,000.00	\$8,000.00	\$3,997.00	\$2,890.20	\$3,340.60	\$3,101.19	\$1,459.25
<b>2. TOTAL CONSTRUCTION COSTS*****</b>	<b>\$297,000.00</b>	<b>\$297,000.00</b>	<b>\$194,510.54</b>	<b>\$197,005.93</b>	<b>\$211,237.91</b>	<b>\$237,235.74</b>	<b>\$190,378.25</b>
<b>3. CAPITAL OUTLAY*****</b>							
ROAD MACHINERY, AUTO. & TOOLS	\$37,500.00	\$50,000.00	\$88,798.78	\$15,276.54	\$60,054.68	\$42,532.97	\$30,778.99
EQUIPMENT NOTES PAYABLE	\$78,000.00	\$78,000.00	\$84,540.71	\$84,169.69	\$42,500.00	\$37,499.60	\$45,849.60
GRANTS OUT	\$0.00	\$0.00	\$31,814.17	\$51,402.57	\$73,171.67	\$0.00	\$0.00
BARN	\$3,000.00	\$3,000.00	\$3,055.27	\$15,524.19	\$7,940.73	\$4,728.76	\$689.79
RIGHT-OF-WAY	\$0.00	\$0.00	\$0.00	\$0.00	\$0.00	\$500.00	\$0.00
<b>3. TOTAL CAPITAL OUTLAY*****</b>	<b>\$118,500.00</b>	<b>\$131,000.00</b>	<b>\$218,208.91</b>	<b>\$166,372.99</b>	<b>\$183,667.08</b>	<b>\$85,261.33</b>	<b>\$77,318.38</b>
<b>4. MISCELLANEOUS/CONTINGENCY*****</b>							
	\$12,875.00	\$12,875.00	\$3,388.16	\$2,815.30	\$2,429.96	\$2,994.33	\$3,695.23
<b>6. SCHOOLING*****</b>							
	\$2,500.00	\$2,500.00	\$1,256.05	\$1,943.78	\$1,370.35	\$1,811.69	\$2,061.23
<b>8. LATERAL ROAD EXPENSE*****</b>							
	\$0.00	\$0.00	\$0.00	\$0.00	\$0.00	\$0.00	\$0.00
<b>9. BANK SERVICE CHARGES*****</b>							
	\$0.00	\$0.00	\$0.00	\$0.00	\$0.00	\$0.00	\$0.00
<b>TOTAL EXPENDITURES*****</b>	<b>\$784,997.82</b>	<b>\$772,446.76</b>	<b>\$752,346.73</b>	<b>\$733,429.37</b>	<b>\$710,267.75</b>	<b>\$616,549.23</b>	<b>\$564,998.17</b>
BALANCE, END OF YEAR - CASH	\$86,044.55	\$88,801.61	\$50,017.24	\$378,665.48	\$136,142.19	-\$115,880.34	\$223,080.65
BALANCE, END OF YEAR - C.D./INVESTMENTS	\$0.00	\$0.00	\$300,587.10	\$0.00	\$300,828.01	\$300,737.77	\$0.00
<b>TOTAL EXPENDITURES &amp; BALANCE*****</b>	<b>\$871,042.37</b>	<b>\$861,042.37</b>	<b>\$1,102,951.07</b>	<b>\$1,112,094.85</b>	<b>\$1,147,237.95</b>	<b>\$801,406.66</b>	<b>\$788,078.82</b>

COUNTY ATTORNEY FUND - RECEIPTS	FISCAL YEAR 2019 PROPOSED	FISCAL YEAR 2018 PROPOSED	FISCAL YEAR 2017 ACTUAL	FISCAL YEAR 2016 ACTUAL	FISCAL YEAR 2015 ACTUAL	FISCAL YEAR 2014 ACTUAL	FISCAL YEAR 2013 ACTUAL
HOT CHECK FEES	\$1,000.00	\$1,000.00	\$465.00	\$760.00	\$790.00	\$1,250.61	\$1,925.00
INTEREST INCOME	\$0.00	\$0.00	\$0.00	\$0.00	\$0.00	\$0.00	\$0.00
<b>TOTAL RECEIPTS*****</b>	<b>\$1,000.00</b>	<b>\$1,000.00</b>	<b>\$465.00</b>	<b>\$760.00</b>	<b>\$790.00</b>	<b>\$1,250.61</b>	<b>\$1,925.00</b>
BEGINNING BALANCE - CASH	\$1.55	\$1.55	\$1.55	\$1.55	\$1.55	\$1.55	\$1.55
BEGINNING BALANCE - C.D./INVESTMENTS	\$0.00	\$0.00	\$0.00	\$0.00	\$0.00	\$0.00	\$0.00
<b>TOTAL RESOURCES*****</b>	<b>\$1,001.55</b>	<b>\$1,001.55</b>	<b>\$466.55</b>	<b>\$761.55</b>	<b>\$791.55</b>	<b>\$1,252.16</b>	<b>\$1,926.55</b>
ADD TRANSFERS FROM GENERAL FUND	\$77.50	\$77.50	\$35.57	\$58.14	\$60.44	\$95.88	\$147.28
DEDUCT TRANSFERS TO GENERAL FUND	\$0.00	\$0.00	\$0.00	\$0.00	\$0.00	\$0.00	\$0.00
<b>TOTAL AVAILABLE RESOURCES*****</b>	<b>\$1,079.05</b>	<b>\$1,079.05</b>	<b>\$502.12</b>	<b>\$819.69</b>	<b>\$851.99</b>	<b>\$1,347.84</b>	<b>\$2,073.83</b>
COUNTY ATTORNEY FUND - EXPENDITURES	FISCAL YEAR 2019 PROPOSED	FISCAL YEAR 2018 PROPOSED	FISCAL YEAR 2017 PROPOSED	FISCAL YEAR 2016 ACTUAL	FISCAL YEAR 2015 ACTUAL	FISCAL YEAR 2014 ACTUAL	FISCAL YEAR 2013 ACTUAL
SECRETARY SALARY	\$1,000.00	\$1,000.00	\$465.00	\$760.00	\$790.00	\$1,250.61	\$1,925.00
FICA MATCH	\$62.50	\$62.50	\$28.83	\$47.12	\$48.98	\$77.54	\$119.35
MEDICARE MATCH	\$15.00	\$15.00	\$6.74	\$11.02	\$11.46	\$18.14	\$27.93
<b>TOTAL EXPENDITURES*****</b>	<b>\$1,077.50</b>	<b>\$1,077.50</b>	<b>\$500.57</b>	<b>\$818.14</b>	<b>\$850.44</b>	<b>\$1,346.29</b>	<b>\$2,072.28</b>
BALANCE END OF YEAR - CASH	\$1.55	\$1.55	\$1.55	\$1.55	\$1.55	\$1.55	\$1.55
BALANCE END OF YEAR - C.D./INVESTMENTS	\$0.00	\$0.00	\$0.00	\$0.00	\$0.00	\$0.00	\$0.00
<b>TOTAL EXPENDITURES AND BALANCE*****</b>	<b>\$1,079.05</b>	<b>\$1,079.05</b>	<b>\$502.12</b>	<b>\$819.69</b>	<b>\$851.99</b>	<b>\$1,347.84</b>	<b>\$2,073.83</b>



CLAY COUNTY OFFICERS FEE FUND--RECEIPTS	FISCAL YEAR 2019 PROPOSED	FISCAL YEAR 2018 PROPOSED	FISCAL YEAR 2017 ACTUAL	FISCAL YEAR 2016 ACTUAL	FISCAL YEAR 2015 ACTUAL	FISCAL YEAR 2014 ACTUAL	FISCAL YEAR 2013 ACTUAL
CRIMINAL JUSTICE FEES	\$0.00	\$0.00	\$0.00	\$0.00	\$0.00	\$0.00	\$0.00
COUNTY CLERK FEES & FINES	\$0.00	\$0.00	\$177,529.08	\$157,630.31	\$211,882.70	\$206,345.65	\$189,196.26
DISTRICT CLERK FEES & FINES	\$0.00	\$0.00	\$90,518.77	\$75,888.28	\$78,122.73	\$81,857.71	\$70,944.48
JUSTICE OF THE PEACE FEE & FINES	\$0.00	\$0.00	\$416,011.87	\$379,399.85	\$338,780.40	\$410,584.39	\$564,130.04
SHERIFF FEES	\$0.00	\$0.00	\$4,050.00	\$3,660.00	\$2,895.00	\$3,000.00	\$4,035.00
INTEREST INCOME	\$0.00	\$0.00	\$0.00	\$0.00	\$0.00	\$0.00	\$16.63
MISCELLANEOUS REIMBURSEMENTS	\$0.00	\$0.00	\$8,181.74	\$0.00	\$0.00	\$0.00	\$0.00
JUROR DONATIONS	\$0.00	\$0.00	\$140.00	\$0.00	\$0.00	\$0.00	\$0.00
<b>TOTAL RECEIPTS*****</b>	<b>\$0.00</b>	<b>\$0.00</b>	<b>\$696,431.46</b>	<b>\$616,578.44</b>	<b>\$631,680.83</b>	<b>\$701,767.75</b>	<b>\$828,322.41</b>
BEGINNING BALANCE - CASH	\$150,000.00	\$140,000.00	\$152,044.34	\$143,962.99	\$169,609.80	\$191,777.64	\$180,271.88
BEGINNING BALANCE - C.D.	\$0.00	\$0.00	\$0.00	\$0.00	\$0.00	\$0.00	\$0.00
<b>TOTAL RESOURCES*****</b>	<b>\$150,000.00</b>	<b>\$140,000.00</b>	<b>\$848,475.80</b>	<b>\$760,541.43</b>	<b>\$801,290.63</b>	<b>\$893,545.39</b>	<b>\$1,008,594.39</b>
ADD TRANSFERS FROM FUND	\$0.00	\$0.00	\$0.00	\$0.00	\$0.00	\$0.00	\$0.00
DEDUCT TRANSFERS TO GENERAL FUND	\$0.00	\$0.00	\$0.00	\$0.00	\$0.00	\$0.00	\$0.00
<b>TOTAL AVAILABLE RESOURCES*****</b>	<b>\$150,000.00</b>	<b>\$140,000.00</b>	<b>\$848,475.80</b>	<b>\$760,541.43</b>	<b>\$801,290.63</b>	<b>\$893,545.39</b>	<b>\$1,008,594.39</b>
<b>C/C OFFICERS FEE FUND-LIABILITY ACCOUNTS</b>	<b>FISCAL YEAR 2019 PROPOSED</b>	<b>FISCAL YEAR 2018 PROPOSED</b>	<b>FISCAL YEAR 2017 ACTUAL</b>	<b>FISCAL YEAR 2016 ACTUAL</b>	<b>FISCAL YEAR 2015 ACTUAL</b>	<b>FISCAL YEAR 2014 ACTUAL</b>	<b>FISCAL YEAR 2013 ACTUAL</b>
DUE TO OTHER FUNDS	\$0.00	\$0.00	\$0.00	\$430,914.25	\$472,274.54	\$372,862.09	\$558,086.65
DUE TO OTHER GOVERNMENTS	\$0.00	\$0.00	\$0.00	\$143,489.37	\$142,363.51	\$126,021.12	\$201,211.00
DUE TO OTHERS	\$0.00	\$0.00	\$0.00	\$34,083.47	\$42,689.59	\$33,274.74	\$59,519.10
TRANSFERS WITHIN SYSTEM ADDED LIABILITY LINE-ITEM	\$0.00	\$0.00	\$0.00	\$0.00	\$0.00	\$0.00	\$0.00
<b>TOTAL LIABILITY*****</b>	<b>\$0.00</b>	<b>\$0.00</b>	<b>\$0.00</b>	<b>\$608,497.09</b>	<b>\$657,327.64</b>	<b>\$532,157.95</b>	<b>\$816,816.75</b>
BALANCE END OF THE YEAR - CASH	\$150,000.00	\$140,000.00	\$145,303.19	\$152,044.34	\$143,962.99	\$361,387.44	\$191,777.64
BALANCE END OF THE YEAR - C.D.	\$0.00	\$0.00	\$0.00	\$0.00	\$0.00	\$0.00	\$0.00
<b>TOTAL LIABILITY AND BALANCE*****</b>	<b>\$150,000.00</b>	<b>\$140,000.00</b>	<b>\$145,303.19</b>	<b>\$760,541.43</b>	<b>\$801,290.63</b>	<b>\$893,545.39</b>	<b>\$1,008,594.39</b>

RECORDS MANAGEMENT FEE FUND	FISCAL YEAR 2019 PROPOSED	FISCAL YEAR 2018 PROPOSED	FISCAL YEAR 2017 ACTUAL	FISCAL YEAR 2016 ACTUAL	FISCAL YEAR 2015 ACTUAL	FISCAL YEAR 2014 ACTUAL	FISCAL YEAR 2013 ACTUAL
COUNTY CLERK FEES & FINES	\$20,000.00	\$20,000.00	\$25,818.84	\$25,955.00	\$29,735.00	\$23,187.39	\$12,805.00
BUREAU OF VITAL STATISTICS	\$50.00	\$50.00	\$262.00	\$232.00	\$324.00	\$195.00	\$245.00
ARCHIVE FEES	\$18,000.00	\$18,000.00	\$24,190.00	\$24,564.00	\$27,369.00	\$21,555.00	\$12,805.00
INTEREST INCOME	\$0.00	\$0.00	\$0.00	\$0.00	\$0.00	\$0.00	\$77.47
MISCELLANEOUS REIMBURSEMENTS	\$0.00	\$0.00	\$0.00	\$0.00	\$0.00	\$0.00	\$0.00
<b>TOTAL RECEIPTS</b>	<b>\$38,050.00</b>	<b>\$38,050.00</b>	<b>\$50,270.84</b>	<b>\$50,751.00</b>	<b>\$57,428.00</b>	<b>\$44,937.39</b>	<b>\$26,932.47</b>
BEGINNING BALANCES-CASH	\$184,207.00	\$184,207.00	\$162,619.52	\$139,436.26	\$117,477.30	\$108,696.13	\$117,915.09
BEGINNING BALANCES-C.D./INVESTMENTS	\$0.00	\$0.00	\$0.00	\$0.00	\$0.00	\$0.00	\$0.00
<b>TOTAL AVAILABLE RESOURCES</b>	<b>\$222,257.00</b>	<b>\$222,257.00</b>	<b>\$212,890.46</b>	<b>\$190,187.26</b>	<b>\$174,905.30</b>	<b>\$153,633.52</b>	<b>\$143,847.56</b>
<b>RECORDS MANAGEMENT FEE-EXPENDITURES*****</b>							
MISCELLANEOUS EXPENSES	\$4,000.00	\$4,000.00	\$96.20	\$0.00	\$0.00	\$0.00	\$0.00
RECORDS PRESERVATION & AUTOMATION	\$70,000.00	\$70,000.00	\$28,261.37	\$17,567.74	\$19,719.04	\$23,105.97	\$23,151.43
ARCHIVE FEES	\$12,000.00	\$12,000.00	\$6,519.20	\$10,000.00	\$15,750.00	\$12,000.00	\$12,000.00
BUREAU OF VITAL STATISTICS	\$4,000.00	\$4,000.00	\$661.00	\$0.00	\$0.00	\$1,050.25	\$0.00
BANK SERVICE CHARGES	\$0.00	\$0.00	\$0.00	\$0.00	\$0.00	\$0.00	\$0.00
<b>TOTAL EXPENDITURES</b>	<b>\$90,000.00</b>	<b>\$90,000.00</b>	<b>\$35,537.77</b>	<b>\$27,567.74</b>	<b>\$35,469.04</b>	<b>\$36,156.22</b>	<b>\$35,151.43</b>
ENDING BALANCES-CASH	\$200,000.00	\$132,257.00	\$177,352.69	\$162,619.52	\$139,436.26	\$117,477.30	\$108,696.13
ENDING BALANCES-C.D./INVESTMENTS	\$0.00	\$0.00	\$0.00	\$0.00	\$0.00	\$0.00	\$0.00
<b>EXPENDITURES AND BALANCES*****</b>	<b>\$290,000.00</b>	<b>\$222,257.00</b>	<b>\$212,890.46</b>	<b>\$190,187.26</b>	<b>\$174,905.30</b>	<b>\$153,633.52</b>	<b>\$143,847.56</b>

CLAY COUNTY COURTHOUSE SECURITY FUND-RECEIPTS	FISCAL YEAR 2019 PROPOSED	FISCAL YEAR 2018 PROPOSED	FISCAL YEAR 2017 ACTUAL	FISCAL YEAR 2016 ACTUAL	FISCAL YEAR 2015 ACTUAL	FISCAL YEAR 2014 ACTUAL	FISCAL YEAR 2013 ACTUAL
COUNTY CLERK FEES	\$3,000.00	\$3,000.00	\$2,823.07	\$2,867.00	\$3,298.00	\$3,457.58	\$3,183.80
DISTRICT CLERK FEES	\$650.00	\$650.00	\$719.95	\$731.87	\$740.00	\$800.00	\$550.00
J.P. COURT FEES	\$7,000.00	\$7,000.00	\$6,634.56	\$5,780.44	\$5,510.89	\$7,509.41	\$9,283.75
INTEREST INCOME	\$0.00	\$0.00	\$0.00	\$0.00	\$0.00	\$0.00	\$51.82
MISCELLANEOUS REIMBURSEMENTS	\$0.00	\$0.00	\$0.00	\$0.00	\$0.00	\$0.00	\$0.00
<b>TOTAL RECEIPTS*****</b>	<b>\$10,650.00</b>	<b>\$10,650.00</b>	<b>\$10,177.58</b>	<b>\$9,379.31</b>	<b>\$9,548.89</b>	<b>\$11,766.99</b>	<b>\$13,069.37</b>
BEGINNING - CASH	\$95,200.00	\$95,727.00	\$89,435.12	\$88,668.83	\$87,793.37	\$85,299.24	\$82,786.15
BEGINNING - C.D./INVESTMENTS	\$0.00	\$0.00	\$0.00	\$0.00	\$0.00	\$0.00	\$0.00
<b>TOTAL RESOURCES*****</b>	<b>\$105,850.00</b>	<b>\$106,377.00</b>	<b>\$99,612.70</b>	<b>\$98,048.14</b>	<b>\$97,342.26</b>	<b>\$97,066.23</b>	<b>\$95,855.52</b>
ADD TRANSFERS FROM ..... FUND	\$0.00	\$0.00	\$0.00	\$0.00	\$0.00	\$0.00	\$0.00
DEDUCT TRANSFERS TO ..... FUND	\$0.00	\$0.00	\$0.00	\$0.00	\$0.00	\$0.00	\$0.00
<b>TOTAL AVAILABLE RESOURCES*****</b>	<b>\$105,850.00</b>	<b>\$106,377.00</b>	<b>\$99,612.70</b>	<b>\$98,048.14</b>	<b>\$97,342.26</b>	<b>\$97,066.23</b>	<b>\$95,855.52</b>

CLAY COUNTY COURTHOUSE SECURITY FUND - EXPENDITURES	FISCAL YEAR 2019 PROPOSED	FISCAL YEAR 2018 PROPOSED	FISCAL YEAR 2017 ACTUAL	FISCAL YEAR 2016 ACTUAL	FISCAL YEAR 2015 ACTUAL	FISCAL YEAR 2014 ACTUAL	FISCAL YEAR 2013 ACTUAL
BAILIFF/DEPUTY SALARY	\$41,000.04	\$41,000.04	\$6,783.04	\$7,444.80	\$8,080.00	\$8,635.92	\$8,203.68
FICA MATCH	\$2,563.00	\$2,563.00	\$102.58	\$441.05	\$480.96	\$516.20	\$508.65
MEDICARE MATCH	\$617.00	\$617.00	\$23.99	\$103.17	\$112.47	\$120.74	\$118.95
TCDRS MATCH	\$4,515.00	\$4,515.00	\$0.00	\$0.00	\$0.00	\$0.00	\$0.00
WORKER'S COMPENSATION	\$0.00	\$0.00	\$0.00	\$0.00	\$0.00	\$0.00	\$0.00
UNEMPLOYMENT	\$0.00	\$0.00	\$0.00	\$0.00	\$0.00	\$0.00	\$0.00
HOSP., LIFE & AD&D INSURANCE	\$11,570.00	\$11,570.00	\$0.00	\$0.00	\$0.00	\$0.00	\$0.00
REPAIRS AND REPLACEMENTS/EQUIPMENT	\$2,000.00	\$2,000.00	\$0.00	\$624.00	\$0.00	\$0.00	\$0.00
MISCELLANEOUS EXPENSES/BAILIFF, UNIFORM, CELL PI	\$2,000.00	\$2,000.00	\$0.00	\$0.00	\$0.00	\$0.00	\$0.00
PURCHASE OF EQUIPMENT	\$10,000.00	\$10,000.00	\$0.00	\$0.00	\$0.00	\$0.00	\$1,725.00
BANK SERVICE CHARGE	\$100.00	\$100.00	\$0.00	\$0.00	\$0.00	\$0.00	\$0.00
<b>TOTAL EXPENDITURES*****</b>	<b>\$74,365.04</b>	<b>\$74,365.04</b>	<b>\$6,909.61</b>	<b>\$8,613.02</b>	<b>\$8,673.43</b>	<b>\$9,272.86</b>	<b>\$10,556.28</b>
BALANCE, END OF YEAR - CASH	\$31,484.96	\$32,011.96	\$82,703.09	\$89,435.12	\$88,668.83	\$87,793.37	\$85,299.24
BALANCE, END OF YEAR - C.D./INVESTMENTS	\$0.00	\$0.00	\$0.00	\$0.00	\$0.00	\$0.00	\$0.00
<b>TOTAL EXPENDITURES &amp; BALANCE*****</b>	<b>\$105,850.00</b>	<b>\$106,377.00</b>	<b>\$99,612.70</b>	<b>\$98,048.14</b>	<b>\$97,342.26</b>	<b>\$97,066.23</b>	<b>\$95,855.52</b>

C.C. RECORDS PRESERVATION FUND - RECEIPTS	FISCAL YEAR 2019 PROPOSED	FISCAL YEAR 2018 PROPOSED	FISCAL YEAR 2017 ACTUAL	FISCAL YEAR 2016 ACTUAL	FISCAL YEAR 2015 ACTUAL	FISCAL YEAR 2014 ACTUAL	FISCAL YEAR 2013 ACTUAL
COUNTY CLERK FEES	\$500.00	\$500.00	\$400.00	\$510.00	\$550.00	\$835.86	\$3,405.00
DISTRICT CLERK FEES	\$2,000.00	\$2,000.00	\$2,696.32	\$2,355.00	\$2,344.31	\$2,568.19	\$1,720.99
INTEREST INCOME	\$0.00	\$0.00	\$0.00	\$0.00	\$0.00	\$0.00	\$11.84
MISCELLANEOUS REIMBURSEMENTS	\$0.00	\$0.00	\$0.00	\$0.00	\$0.00	\$0.00	\$0.00
<b>TOTAL RECEIPTS*****</b>	<b>\$2,600.00</b>	<b>\$2,600.00</b>	<b>\$3,096.32</b>	<b>\$2,865.00</b>	<b>\$2,894.31</b>	<b>\$3,404.05</b>	<b>\$5,137.83</b>
BEGINNING BALANCE- CASH-DC	\$15,212.62	\$11,056.11	\$12,408.11	\$10,053.11			
BEGINNING BALANCE - CASH-CC	\$9,075.15	\$8,974.18	\$7,622.18	\$7,112.18	\$14,270.98	\$19,290.93	\$23,002.60
BEGINNING BALANCE - C.D./INVESTMENTS	\$0.00	\$0.00	\$0.00	\$0.00	\$0.00	\$0.00	\$0.00
<b>TOTAL RESOURCES*****</b>	<b>\$26,787.77</b>	<b>\$22,530.29</b>	<b>\$23,126.61</b>	<b>\$20,030.29</b>	<b>\$17,165.29</b>	<b>\$22,694.98</b>	<b>\$28,140.43</b>
ADD TRANSFERS FROM FUND	\$0.00	\$0.00	\$0.00	\$0.00	\$0.00	\$0.00	\$0.00
DEDUCT TRANSFERS FROM FUND	\$0.00	\$0.00	\$0.00	\$0.00	\$0.00	\$0.00	\$0.00
<b>TOTAL AVAILABLE RESOURCES*****</b>	<b>\$26,787.77</b>	<b>\$22,530.29</b>	<b>\$23,126.61</b>	<b>\$20,030.29</b>	<b>\$17,165.29</b>	<b>\$22,694.98</b>	<b>\$28,140.43</b>
=====							
C.C. RECORDS PRESERVATION FUND-EXPENDITURES	FISCAL YEAR 2019 PROPOSED	FISCAL YEAR 2018 PROPOSED	FISCAL YEAR 2017 ACTUAL	FISCAL YEAR 2016 ACTUAL	FISCAL YEAR 2015 ACTUAL	FISCAL YEAR 2014 ACTUAL	FISCAL YEAR 2013 ACTUAL
MISCELLANEOUS EXPENSES-CC	\$0.00	\$0.00	\$0.00	\$0.00	\$0.00	\$0.00	\$0.00
RECORDS PRESERVATION & AUTOMATION-CC	\$9,075.15	\$11,426.11	\$2,969.60	\$0.00	\$0.00	\$8,424.00	\$8,849.50
BANK SERVICE CHARGE-CC	\$0.00	\$0.00	\$0.00	\$0.00	\$0.00	\$0.00	\$0.00
MISCELLANEOUS EXPENSES-DC	\$0.00	\$0.00	\$0.00	\$0.00			
RECORDS PRESERVATION & AUTOMATION -DC	\$15,212.62	\$10,330.18	\$0.00	\$0.00			
BANK SERVICE CHARGE-DC	\$0.00	\$0.00	\$0.00	\$0.00			
<b>TOTAL EXPENDITURES*****</b>	<b>\$24,287.77</b>	<b>\$21,756.29</b>	<b>\$2,969.60</b>	<b>\$0.00</b>	<b>\$0.00</b>	<b>\$8,424.00</b>	<b>\$8,849.50</b>
BALANCE, END OF YEAR- CASH-DC	\$2,000.00	\$644.00	\$12,408.11	\$12,408.11			
BALANCE, END OF YEAR - CASH-CC	\$500.00	\$130.00	\$4,652.58	\$7,622.18	\$17,165.29	\$14,270.98	\$19,290.93
<b>TOTAL EXPENDITURES &amp; BALANCE*****</b>	<b>\$26,787.77</b>	<b>\$22,530.29</b>	<b>\$20,030.29</b>	<b>\$20,030.29</b>	<b>\$17,165.29</b>	<b>\$22,694.98</b>	<b>\$28,140.43</b>

CLAY COUNTY COURT REPORTER SERVICE FUND - RECEIPTS	FISCAL YEAR 2019 PROPOSED	FISCAL YEAR 2018 PROPOSED	FISCAL YEAR 2017 ACTUAL	FISCAL YEAR 2016 ACTUAL	FISCAL YEAR 2015 ACTUAL	FISCAL YEAR 2014 ACTUAL	FISCAL YEAR 2013 ACTUAL
DISTRICT CLERK FEES	\$1,200.00	\$1,200.00	\$1,470.00	\$1,381.00	\$1,530.00	\$1,560.00	\$1,155.00
INTEREST INCOME	\$0.00	\$0.00	\$0.00	\$0.00	\$0.00	\$0.00	\$13.61
MISCELLANEOUS REIMBURSEMENTS	\$0.00	\$0.00	\$0.00	\$0.00	\$0.00	\$0.00	\$0.00
<b>TOTAL RECEIPTS*****</b>	<b>\$1,200.00</b>	<b>\$1,200.00</b>	<b>\$1,470.00</b>	<b>\$1,381.00</b>	<b>\$1,530.00</b>	<b>\$1,560.00</b>	<b>\$1,168.61</b>
BEGINNING BALANCE - CASH	\$27,809.16	\$26,588.00	\$24,824.16	\$24,393.63	\$25,079.15	\$24,023.40	\$22,854.79
BEGINNING BALANCE - C.D./INVESTMENTS	\$0.00	\$0.00	\$0.00	\$0.00	\$0.00	\$0.00	\$0.00
<b>TOTAL RESOURCES*****</b>	<b>\$29,009.16</b>	<b>\$27,788.00</b>	<b>\$26,294.16</b>	<b>\$25,774.63</b>	<b>\$26,609.15</b>	<b>\$25,583.40</b>	<b>\$24,023.40</b>
ADD TRANSFERS FROM _____ FUND	\$0.00	\$0.00	\$0.00	\$0.00	\$0.00	\$0.00	\$0.00
DEDUCT TRANSFERS FROM _____ FUND	\$0.00	\$0.00	\$0.00	\$0.00	\$0.00	\$0.00	\$0.00
<b>TOTAL AVAILABLE RESOURCES*****</b>	<b>\$29,009.16</b>	<b>\$27,788.00</b>	<b>\$26,294.16</b>	<b>\$25,774.63</b>	<b>\$26,609.15</b>	<b>\$25,583.40</b>	<b>\$24,023.40</b>
<b>CC COURT REPORTER SERVICE FUND-EXPENDITURES</b>	<b>FISCAL YEAR 2019 PROPOSED</b>	<b>FISCAL YEAR 2018 PROPOSED</b>	<b>FISCAL YEAR 2017 ACTUAL</b>	<b>FISCAL YEAR 2016 ACTUAL</b>	<b>FISCAL YEAR 2015 ACTUAL</b>	<b>FISCAL YEAR 2014 ACTUAL</b>	<b>FISCAL YEAR 2013 ACTUAL</b>
MISCELLANEOUS EXPENSES	\$2,000.00	\$2,000.00	\$0.00	\$624.47	\$0.00	\$504.25	\$0.00
TRANSCRIPTION SERVICES	\$5,000.00	\$5,000.00	\$0.00	\$326.00	\$2,215.52	\$0.00	\$0.00
TRANSCRIPTION MACHINES/EQUIPMENT	\$3,000.00	\$3,000.00	\$0.00	\$0.00	\$0.00	\$0.00	\$0.00
BANK SERVICE CHARGE	\$0.00	\$0.00	\$0.00	\$0.00	\$0.00	\$0.00	\$0.00
<b>TOTAL EXPENDITURES*****</b>	<b>\$10,000.00</b>	<b>\$10,000.00</b>	<b>\$0.00</b>	<b>\$950.47</b>	<b>\$2,215.52</b>	<b>\$504.25</b>	<b>\$0.00</b>
BALANCE, END OF YEAR - CASH	\$19,009.16	\$17,788.00	\$26,294.16	\$24,824.16	\$24,393.63	\$25,079.15	\$24,023.40
BALANCE, END OF YEAR - C.D./INVESTMENTS	\$0.00	\$0.00	\$0.00	\$0.00	\$0.00	\$0.00	\$0.00
<b>TOTAL EXPENDITURES &amp; BALANCE*****</b>	<b>\$29,009.16</b>	<b>\$27,788.00</b>	<b>\$26,294.16</b>	<b>\$25,774.63</b>	<b>\$26,609.15</b>	<b>\$25,583.40</b>	<b>\$24,023.40</b>

CLAY COUNTY JUVENILE CASE MANAGEMENT FUND - RECEIPTS	FISCAL YEAR 2019 PROPOSED	FISCAL YEAR 2018 PROPOSED	FISCAL YEAR 2017 ACTUAL	FISCAL YEAR 2016 ACTUAL	FISCAL YEAR 2015 ACTUAL	FISCAL YEAR 2014 ACTUAL	FISCAL YEAR 2013 ACTUAL
JUSTICE OF THE PEACE FEES	\$8,000.00	\$8,000.00	\$9,659.94	\$13,400.03	\$7,846.93	\$9,845.57	\$11,486.42
GRANTS RECEIVABLE	\$0.00	\$0.00	\$0.00	\$0.00	\$2,000.00	\$12,000.00	\$0.00
INTEREST INCOME	\$0.00	\$0.00	\$0.00	\$0.00	\$0.00	\$0.00	\$5.17
MISCELLANEOUS INCOME	\$0.00	\$0.00	\$0.00	\$0.00	\$0.00	\$0.00	\$0.00
<b>TOTAL RECEIPTS*****</b>	<b>\$8,000.00</b>	<b>\$8,000.00</b>	<b>\$9,659.94</b>	<b>\$13,400.03</b>	<b>\$9,846.93</b>	<b>\$21,845.57</b>	<b>\$11,491.59</b>
BEGINNING BALANCE - CASH	\$9,317.76	\$5,814.00	\$1,771.19	\$371.16	\$2,524.23	\$4,678.66	\$20,187.07
BEGINNING BALANCE - C.D./INVESTMENTS	\$0.00	\$0.00	\$0.00	\$0.00	\$0.00	\$0.00	\$0.00
<b>TOTAL RESOURCES*****</b>	<b>\$17,317.76</b>	<b>\$13,814.00</b>	<b>\$11,431.13</b>	<b>\$13,771.19</b>	<b>\$12,371.16</b>	<b>\$26,524.23</b>	<b>\$31,678.66</b>
ADD TRANSFERS FROM ..... FUND	\$0.00	\$0.00	\$0.00	\$0.00	\$0.00	\$0.00	\$0.00
DEDUCT TRANSFERS FROM ..... FUND	\$0.00	\$0.00	\$0.00	\$0.00	\$0.00	\$0.00	\$0.00
<b>TOTAL AVAILABLE RESOURCES*****</b>	<b>\$17,317.76</b>	<b>\$13,814.00</b>	<b>\$11,431.13</b>	<b>\$13,771.19</b>	<b>\$12,371.16</b>	<b>\$26,524.23</b>	<b>\$31,678.66</b>
<b>CLAY COUNTY JUVENILE CASE MANAGEMENT FUND-EXPENDITURES</b>	<b>FISCAL YEAR 2019 PROPOSED</b>	<b>FISCAL YEAR 2018 PROPOSED</b>	<b>FISCAL YEAR 2017 ACTUAL</b>	<b>FISCAL YEAR 2016 ACTUAL</b>	<b>FISCAL YEAR 2015 ACTUAL</b>	<b>FISCAL YEAR 2014 ACTUAL</b>	<b>FISCAL YEAR 2013 ACTUAL</b>
MISCELLANEOUS EXPENSES	\$0.00	\$0.00	\$0.00	\$0.00	\$0.00	\$0.00	\$0.00
JUVENILE CASE MANAGEMENT CONTRACT LABOR	\$6,000.00	\$6,000.00	\$6,750.00	\$12,000.00	\$12,000.00	\$24,000.00	\$27,000.00
BANK SERVICE CHARGES	\$0.00	\$0.00	\$0.00	\$0.00	\$0.00	\$0.00	\$0.00
<b>TOTAL EXPENDITURES*****</b>	<b>\$6,000.00</b>	<b>\$6,000.00</b>	<b>\$6,760.00</b>	<b>\$12,000.00</b>	<b>\$12,000.00</b>	<b>\$24,000.00</b>	<b>\$27,000.00</b>
BALANCE, END OF YEAR - CASH	\$11,317.76	\$7,814.00	\$4,681.13	\$1,771.19	\$371.16	\$2,524.23	\$4,678.66
BALANCE, END OF YEAR - C.D./INVESTMENTS	\$0.00	\$0.00	\$0.00	\$0.00	\$0.00	\$0.00	\$0.00
<b>TOTAL EXPENDITURES &amp; BALANCE*****</b>	<b>\$17,317.76</b>	<b>\$13,814.00</b>	<b>\$11,431.13</b>	<b>\$13,771.19</b>	<b>\$12,371.16</b>	<b>\$26,524.23</b>	<b>\$31,678.66</b>

CLAY COUNTY COURT TECHNOLOGY FUND - RECEIPTS	FISCAL YEAR 2019 PROPOSED	FISCAL YEAR 2018 PROPOSED	FISCAL YEAR 2017 ACTUAL	FISCAL YEAR 2016 ACTUAL	FISCAL YEAR 2015 ACTUAL	FISCAL YEAR 2014 ACTUAL	FISCAL YEAR 2013 ACTUAL
COUNTY CLERK FEES	\$100.00	\$100.00	\$225.43	\$176.00	\$328.00	\$262.12	\$406.40
DISTRICT CLERK FEES	\$50.00	\$50.00	\$91.34	\$82.34	\$123.11	\$104.00	\$56.00
JUSTICE OF THE PEACE FEES	\$5,000.00	\$5,000.00	\$6,638.56	\$6,945.74	\$5,518.86	\$7,510.50	\$9,283.27
JP-TIME PAYMENT FEES	\$100.00	\$100.00	\$0.00	\$483.87	\$2,110.98	\$2,420.09	\$3,229.13
INTEREST INCOME	\$0.00	\$0.00	\$0.00	\$0.00	\$0.00	\$0.00	\$25.03
MISCELLANEOUS INCOME	\$0.00	\$0.00	\$0.00	\$0.00	\$0.00	\$0.00	\$0.00
BANK SERVICE CHARGES	\$0.00	\$0.00	\$0.00	\$0.00	\$0.00	\$0.00	\$0.00
<b>TOTAL RECEIPTS*****</b>	<b>\$5,250.00</b>	<b>\$5,250.00</b>	<b>\$6,955.33</b>	<b>\$7,687.95</b>	<b>\$6,080.98</b>	<b>\$10,296.71</b>	<b>\$12,999.83</b>
BEGINNING BALANCE- CASH -CC	\$2,007.30	\$3,230.35	\$1,502.46				
BEGINNING BALANCE - CASH-DC	\$677.63	\$894.24	\$401.45	\$43,103.86	\$39,226.58	\$43,411.42	\$41,803.55
BEGINNING BALANCE- CASH -JP	\$33,734.82	\$26,855.10	\$33,336.50				
BEGINNING BALANCE - CASH -JP 1 TIME FEE	\$0.00	\$0.00	\$0.00	\$0.00	\$0.00	\$0.00	\$0.00
<b>TOTAL RESOURCES*****</b>	<b>\$41,669.75</b>	<b>\$36,229.69</b>	<b>\$42,195.74</b>	<b>\$50,791.81</b>	<b>\$47,307.56</b>	<b>\$53,708.13</b>	<b>\$54,803.38</b>
ADD TRANSFERS FROM _____ FUND	\$0.00	\$0.00	\$0.00	\$0.00	\$0.00	\$0.00	\$0.00
DEDUCT TRANSFERS FROM _____ FUND	\$0.00	\$0.00	\$0.00	\$0.00	\$0.00	\$0.00	\$0.00
<b>TOTAL AVAILABLE RESOURCES*****</b>	<b>\$41,669.75</b>	<b>\$36,229.69</b>	<b>\$42,195.74</b>	<b>\$50,791.81</b>	<b>\$47,307.56</b>	<b>\$53,708.13</b>	<b>\$54,803.38</b>

CLAY COUNTY COURT TECHNOLOGY FUND-EXPENDITURES	FISCAL YEAR 2019 PROPOSED	FISCAL YEAR 2018 PROPOSED	FISCAL YEAR 2017 ACTUAL	FISCAL YEAR 2016 ACTUAL	FISCAL YEAR 2015 ACTUAL	FISCAL YEAR 2014 ACTUAL	FISCAL YEAR 2013 ACTUAL
MISCELLANEOUS-CC	\$100.00	\$100.00	\$0.00				
WEBSITE SERVICE CHARGE-CC	\$0.00	\$0.00	\$0.00				
SOFTWARE, HARDWARE, & NETWORKING EXPENSES-CC	\$0.00	\$0.00	\$0.00				
DOCKET MANAGEMENT EXPENSES-CC	\$0.00	\$0.00	\$0.00				
BANK SERVICE CHARGE-CC	\$0.00	\$0.00	\$0.00				
MISCELLANEOUS-DC	\$50.00	\$50.00	\$0.00				
WEBSITE SERVICE CHARGE-DC	\$0.00	\$0.00	\$0.00				
SOFTWARE, HARDWARE, & NETWORKING EXPENSES-DC	\$0.00	\$0.00	\$0.00				
DOCKET MANAGEMENT EXPENSES-DC	\$0.00	\$0.00	\$0.00				
BANK SERVICE CHARGE-DC	\$0.00	\$0.00	\$0.00				
MISCELLANEOUS EXPENSES-JP	\$200.00	\$200.00	\$0.00	\$0.00	\$0.00	\$0.00	\$0.00
WEBSITE SERVICE CHARGE-JP	\$1,300.00	\$1,300.00	\$1,200.00	\$1,300.00	\$1,100.00	\$1,300.00	\$1,200.00
SOFTWARE, HARDWARE, & NETWORKING EXPENSES-JP	\$4,000.00	\$4,000.00	\$9,084.97	\$14,000.00	\$1,500.00	\$7,872.11	\$7,317.66
DOCKET MANAGEMENT EXPENSES-JP	\$2,000.00	\$2,000.00	\$599.98	\$582.50	\$1,603.70	\$5,309.44	\$2,874.30
JP-TIME PAYMENT FEE EXPENSES-JP	\$0.00	\$0.00	\$0.00	\$0.00	\$0.00	\$0.00	\$0.00
BANK SERVICE CHARGES-JP	\$0.00	\$0.00	\$0.00	\$0.00	\$0.00	\$0.00	\$0.00
<b>TOTAL EXPENDITURES*****</b>	<b>\$7,650.00</b>	<b>\$7,650.00</b>	<b>\$10,884.95</b>	<b>\$15,882.50</b>	<b>\$4,203.70</b>	<b>\$14,481.55</b>	<b>\$11,391.96</b>
BALANCE, END OF YEAR - CASH-CC	\$2,007.30	\$3,230.35	\$3,230.35	\$1,502.46	\$43,103.86	\$39,226.58	\$43,411.42
BALANCE, END OF YEAR - CASH-DC	\$677.63	\$894.24	\$894.24	\$401.45			
BALANCE, END OF YEAR - CASH- JP	\$31,234.82	\$24,355.10	\$26,855.10	\$33,005.40	\$0.00	\$0.00	\$0.00
<b>TOTAL EXPENDITURES &amp; BALANCE*****</b>	<b>\$41,669.75</b>	<b>\$36,229.69</b>	<b>\$42,195.74</b>	<b>\$50,791.81</b>	<b>\$47,307.56</b>	<b>\$53,708.13</b>	<b>\$54,803.38</b>

SHERIFF FORFEITURE FUND- RECEIPTS

REVENUES FEES & FINES		
FORFEITURE MONEY		
INTREST INCOME	\$10,000.00	\$10,000.00
<b>TOTAL REVENUES</b>	<b>\$10,000.00</b>	<b>\$10,000.00</b>
INVESTMENTS	\$500,000.00	\$500,000.00
CASH	\$3,278.05	

SHERIFF FORREITURE FUND- EXPENDITURES

TRAINING	\$1,000.00	\$2,000.00
PROTECTIVE EQUIPMENT	\$1,000.00	\$1,000.00
EMERGENCY EQUIPMENT	\$1,000.00	\$2,000.00
VEHICLE EQUIPMENT	\$1,000.00	\$1,000.00
UNIFORMS	\$1,000.00	\$1,000.00
COMPUTERS(SOFTWARE/HARDWAR)	\$1,000.00	\$1,000.00
K-9 TRAINING/MAINTENANCE	\$1,000.00	\$1,000.00
FIREARMS & RELATED EQUIPMENT	\$1,000.00	\$1,000.00
INVESTIGATIONS	\$5,000.00	\$9,802.16
<b>TOTAL EXPENDITURES</b>	<b>\$13,000.00</b>	<b>\$19,802.16</b>

CLAY COUNTY MEMORIAL HOSPITAL FUND-RECEIPTS:	FISCAL YEAR 2019 PROPOSED	FISCAL YEAR 2018 PROPOSED	FISCAL YEAR 2017 ACTUAL	FISCAL YEAR 2016 ACTUAL	FISCAL YEAR 2015 ACTUAL	FISCAL YEAR 2014 ACTUAL	FISCAL YEAR 2013 ACTUAL
GRANT RECEIVABLES	\$0.00	\$0.00	\$0.00	\$0.00	\$0.00	\$0.00	\$0.00
INTEREST INCOME	\$0.00	\$0.00	\$0.00	\$76.63	\$196.93	\$1,587.88	\$25,805.55
MISCELLANEOUS/INCOME	\$0.00	\$0.00	\$0.00	\$0.00	\$0.00	\$0.00	\$0.00
MISCELLANEOUS/REIMBURSEMENTS	\$0.00	\$0.00	\$0.00	\$424.73	\$0.00	\$0.00	\$1,489.76
RECEIPTS/DAILY DEPOSITS	\$4,191,668.40	\$2,666,688.40	\$2,948,493.41	\$2,504,982.37	\$2,508,829.08	\$2,658,744.93	\$2,173,574.81
ACH/MDCR & MDCD PAYMENTS (PRIOR YEARS AND ESTIMATES INCLUDED CO. SUBSIDY)	\$4,038,722.60	\$4,835,132.60	\$6,379,271.56	\$4,350,906.97	\$4,222,344.91	\$4,682,245.06	\$3,517,845.34
<b>TOTAL RECEIPTS: *****</b>	<b>\$8,230,391.00</b>	<b>\$7,501,821.00</b>	<b>\$9,327,764.97</b>	<b>\$6,856,390.70</b>	<b>\$6,729,470.92</b>	<b>\$7,343,677.87</b>	<b>\$5,718,715.46</b>
BEGINNING BALANCE: CASH	\$200,000.00	\$2,797,593.00	\$629,687.94	\$229,799.56	\$1,113,244.79	\$1,136,827.06	\$849,086.10
BEGINNING BALANCE: INVESTMENTS/CD	\$2,000,000.00	\$0.00		\$601,768.72	\$801,571.79	\$600,202.33	\$1,615,544.85
<b>TOTAL RESOURCES: *****</b>	<b>\$10,430,391.00</b>	<b>\$10,299,414.00</b>	<b>\$9,957,452.91</b>	<b>\$7,687,958.98</b>	<b>\$8,644,287.50</b>	<b>\$9,080,607.06</b>	<b>\$8,183,346.41</b>
ADD TRANSFERS FROM GENERAL FUND:	\$100,000.00	\$100,000.00	\$100,000.00	\$150,000.00	\$100,000.00	\$100,000.00	\$75,000.00
DEDUCT TRANSFERS:	\$0.00	\$0.00	\$0.00	\$0.00	\$0.00	\$0.00	\$0.00
DEDUCTIONS (BAD DEBTS/MEDICARE/MEDICAID):	\$0.00	\$0.00	\$0.00	\$0.00	\$0.00	\$0.00	\$0.00
<b>TOTAL AVAILABLE RESOURCES: *****</b>	<b>\$10,530,391.00</b>	<b>\$10,399,414.00</b>	<b>\$10,057,452.91</b>	<b>\$7,837,958.98</b>	<b>\$8,744,287.50</b>	<b>\$9,180,607.06</b>	<b>\$8,258,346.41</b>

CLAY COUNTY MEMORIAL HOSPITAL FUND-EXPENDITURES:	FISCAL YEAR 2019 PROPOSED	FISCAL YEAR 2018 PROPOSED	FISCAL YEAR 2017 ACTUAL	FISCAL YEAR 2016 ACTUAL	FISCAL YEAR 2015 ACTUAL	FISCAL YEAR 2014 ACTUAL	FISCAL YEAR 2013 ACTUAL
MISCELLANEOUS EXPENSES	\$0.00	\$0.00	\$0.00	\$0.00	\$0.00	\$0.00	\$0.00
ACCOUNTS PAYABLE DISBURSEMENTS	\$3,519,349.00	\$3,518,982.00	\$4,208,297.12	\$3,570,029.33	\$4,002,877.65	\$3,475,079.24	\$2,828,319.22
PAYROLL DISBURSEMENTS	\$4,744,722.00	\$4,007,548.00	\$4,220,582.79	\$3,638,241.71	\$3,909,841.57	\$3,781,189.71	\$3,692,997.80
GRANTS PAID OUT	\$0.00	\$0.00	\$0.00	\$0.00	\$0.00	\$0.00	\$0.00
BANK SERVICE CHARGE	\$0.00	\$0.00	\$0.00	\$0.00	\$0.00	\$150.00	\$0.00
<b>TOTAL EXPENDITURES: *****</b>	<b>\$8,264,071.00</b>	<b>\$7,526,510.00</b>	<b>\$8,428,879.91</b>	<b>\$7,208,271.04</b>	<b>\$7,912,718.22</b>	<b>\$7,256,418.95</b>	<b>\$6,521,317.02</b>
BALANCE END OF THE YEAR CASH:	\$2,266,320.00	\$2,872,904.00	\$317,564.69	\$629,687.94	\$229,799.56	\$1,122,616.32	\$1,136,827.06
BALANCE END OF THE YEAR INVESTMENTS/CD:	\$0.00	\$0.00	\$1,319,419.36	\$0.00	\$601,768.72	\$801,571.79	\$600,202.33
<b>TOTAL EXPENDITURES AND BALANCE:</b>	<b>\$10,530,391.00</b>	<b>\$10,399,414.00</b>	<b>\$8,746,444.60</b>	<b>\$7,837,958.98</b>	<b>\$8,744,287.50</b>	<b>\$9,180,607.06</b>	<b>\$8,258,346.41</b>



RECAPITULATION OF BUDGET  
BY FUNDS FOR FISCAL YEAR 2017

ITEMS	GENERAL FUND	CLAY COUNTY PRECINCT NO. 1 FUNDS	CLAY COUNTY PRECINCT NO. 2 FUNDS	CLAY COUNTY PRECINCT NO. 3 FUNDS	CLAY COUNTY PRECINCT NO. 4 FUNDS
<b>TOTAL RECEIPTS</b>	\$5,450,183.18	\$396,559.11	\$345,591.00	\$544,754.14	\$602,495.81
Beginning (CASH)	\$322,000.00	\$445,866.37	\$286,510.61	\$261,443.89	\$378,665.48
Balances (CD/INVESTMENTS)	\$1,250,000.00	\$0.00	\$0.00	\$0.00	\$0.00
<b>TOTAL RESOURCES</b>	\$7,022,183.18	\$842,225.48	\$632,101.61	\$806,198.03	\$981,161.29
Add					
Transfer In	\$0.00	\$35,000.00	\$35,000.00	\$35,000.00	\$35,000.00
Add					
Transfer Out	-\$240,077.50	\$0.00	\$0.00	\$0.00	\$0.00
<b>AVAILABLE RESOURCES</b>	\$6,782,105.68	\$877,225.48	\$667,101.61	\$841,198.03	\$1,016,161.29
<b>APPROVED BUDGETED EXPENDITURES</b>	\$5,203,007.62	\$495,432.65	\$459,437.83	\$709,785.37	\$752,346.73
ENDING (CASH)	\$70,844.01	\$31,120.83	\$7,224.19	\$31,242.86	\$50,017.24
BALANCES (CD/INVESTMENTS)	\$1,507,593.40	\$350,672.00	\$200,338.59	\$100,086.30	\$300,587.10
<b>EXPENDITURES AND BALANCES</b>	\$6,781,445.03	\$877,225.48	\$667,001.61	\$841,114.53	\$1,102,951.07

ITEMS	COUNTY ATTORNEY HOT CHECK FUNDS	CLAY COUNTY RECORDS PRESERVATION	CLAY COUNTY RECORDS MANAGEMENT	CLAY COUNTY COURTHOUSE SECURITY FUNDS	CLAY COUNTY COURT REPORTER FUNDS
<b>TOTAL RECEIPTS</b>	\$465.00	\$3,096.32	\$50,270.94	\$10,177.58	\$1,470.00
Beginning (CASH) Balances (CD/INVESTMENTS)	\$1.55 \$0.00	\$20,030.29 \$0.00	\$162,619.52 \$0.00	\$89,435.12 \$0.00	\$24,824.16 \$0.00
<b>TOTAL RESOURCES</b>	\$466.55	\$23,126.61	\$212,890.46	\$99,612.70	\$26,294.16
Add Transfer In	\$35.57	\$0.00	\$0.00	\$0.00	\$0.00
Add Transfer Out	\$0.00	\$0.00	\$0.00	\$0.00	\$0.00
<b>AVAILABLE RESOURCES</b>	\$502.12	\$23,126.61	\$212,890.46	\$99,612.70	\$26,294.16
<b>APPROVED BUDGETED EXPENDITURES</b>	\$500.57	\$2,989.60	\$35,537.77	\$6,909.61	\$0.00
ENDING (CASH) BALANCES (CD/INVESTMENTS)	\$1.55 \$0.00	\$4,652.58 \$0.00	\$177,352.69 \$0.00	\$92,703.09 \$0.00	\$26,294.16 \$0.00
<b>EXPENDITURES AND BALANCES</b>	\$502.12	\$20,030.29	\$212,890.46	\$99,612.70	\$26,294.16

ITEMS	CLAY COUNTY COURT TECHNOLOGY FUND	CLAY COUNTY HOSPITAL FUND	CLAY COUNTY JUVENILE CASE MANAGEMENT	SUB TOTAL
<b>TOTAL RECEIPTS</b>	\$6,955.33	\$9,327,764.97	\$9,659.94	\$9,344,380.24
Beginning (CASH) Balances (CD/INVESTMENTS)	\$35,240.41 \$0.00	\$629,687.94 \$0.00	\$1,771.18 \$0.00	\$666,699.54 \$0.00
<b>TOTAL RESOURCES</b>	\$42,195.74	\$9,957,452.91	\$11,431.13	\$10,011,079.78
Add Transfer In	\$0.00	\$100,000.00	\$0.00	\$100,000.00
Add Transfer Out(Bad Debts)	\$0.00	\$0.00	\$0.00	\$0.00
<b>AVAILABLE RESOURCES</b>	\$42,195.74	\$10,057,452.91	\$11,431.13	\$10,111,079.78
<b>APPROVED BUDGETED EXPENDITURES</b>	\$10,884.95	\$8,428,879.91	\$6,750.00	\$8,446,514.86
ENDING (CASH) BALANCES (CD/INVESTMENTS)	\$30,879.69 \$0.00	\$317,564.69 \$1,319,419.36	\$4,681.13 \$0.00	\$353,225.51 \$1,319,419.36
<b>EXPENDITURES AND BALANCES</b>	\$42,195.74	\$8,746,444.60	\$11,431.13	\$8,800,071.47